


# **CK** *Manufacturing, LLC*

*THE DAIRY BARN SPECIALISTS*

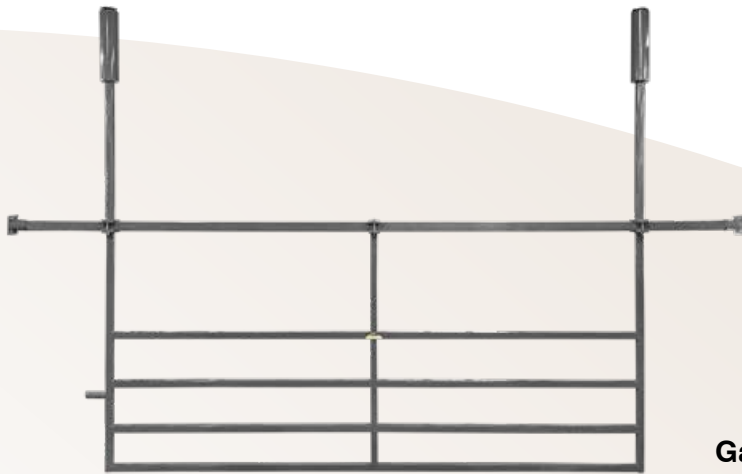
## **Gates, Accessories & Calf Barns**



**CK Manufacturing offers a large selection of gates. Cow walk, counter balance, and guillotine gates are only some of the specialty gates we manufacture.**

### **Adjustable hinges are standard**

- All gates and fencing are made of 1.9" outside diameter steel tubing with 13 gauge steel tube.
- Square tubing gates are made with 1<sup>3</sup>/<sub>4</sub>" 14 gauge steel.



*Counter Balance Gate*

**We Now Stock  
Galvanized and  
Powder-Coated  
Gates!**

Gates and fencing can be custom-built to your specifications. Standard heights are 38" high (4 bars), 48" high (5 bars), and 54" high (6 bars).





# Round or Square Tube Gates

## Available Galvanized or Powder-Coated

### Gates

#### Description

- Made of 1.9 O.D. 13 gauge high yield steel tubing
- 3 standard heights

#### Options

- Our standard lengths are from 3 feet to 20 feet
- We manufacture to opening size
- Galvanized or powder-coated

*Call for sizes and availability  
to meet your needs!*

## We Manufacture Custom Gates!



- **Man Pass**
- **Telescoping Gate**
- **Haysaver Panel**
- **Or 2"x4" Wire Mesh**

**Custom  
sizes made  
to order!**


#### G38 Series

38" High Gates



#### G48 Series

48" High Gates



#### G54 Series

54" High Gates



## Slant Bar Gates


### Description

- Gate perimeter is made from 1.9 O.D. 13 gauge wall high yield steel tubing
- Slant bars are 1" schedule 40 pipe
- 2 standard heights
- Two stubs are used to secure slant bar gates


### Options

- Our standard lengths are from 5 feet to 20 feet
- We manufacture to opening size
- Galvanized or powder-coated
- Varying configurations including:
  - calf, heifer, or cow slant spacing
  - full slant or  $\frac{3}{4}$  slant with feed trough rail
- Optional: hay saver on bottom

### **G38S Series** – 38" High Slant Bar Gates



### **G48S Series** – 48" High Slant Bar Gates



## Telescoping Gates

### Description

- Made of 1.9 O.D. 13 gauge high yield steel tubing
- 3 standard heights
- Retracts approx. 5" less than its standard length
- Extends approx.  $1\frac{1}{3}$  standard length

### Options

- Our standard lengths are from 6 feet to 20 feet
- We manufacture to opening size
- Galvanized or powder-coated

### **G38T Series** – 38" High Telescoping Gates



### **G48T Series** – 48" High Telescoping Gates



### **G54T Series** – 54" High Telescoping Gates



# Fence Gates


## Description

- Sides made of 1.66 O.D. 16 gauge tube
- Rails made of 1.66 O.D. 18 gauge tube
- Expanded steel mesh
- With chain plate
- Powder-coated black

## Options


- Our standard lengths are from 4 feet to 16 feet at 2 foot increments
- We make to opening size

### 48" High Full Mesh Fence Gates



Item	Description
CK4AMG	4' Wide All Mesh Gate
CK6AMG	6' Wide All Mesh Gate
CK8AMG	8' Wide All Mesh Gate
CK10AMG	10' Wide All Mesh Gate
CK12AMG	12' Wide All Mesh Gate
CK14AMG	14' Wide All Mesh Gate
CK16AMG	16' Wide All Mesh Gate

### 48" High Half Mesh Fence Gates



Item	Description
CK4MG	4' Wide Half Mesh Gate
CK6MG	6' Wide Half Mesh Gate
CK8MG	8' Wide Half Mesh Gate
CK10MG	10' Wide Half Mesh Gate
CK12MG	12' Wide Half Mesh Gate
CK14MG	14' Wide Half Mesh Gate
CK16MG	16' Wide Half Mesh Gate

### 48" High Fence Gates

Item	Description
CK4TG	4' Wide Tube Gate
CK6TG	6' Wide Tube Gate
CK8TG	8' Wide Tube Gate
CK10TG	10' Wide Tube Gate
CK12TG	12' Wide Tube Gate
CK14TG	14' Wide Tube Gate
CK16TG	16' Wide Tube Gate



*Fence gates not available in square tubing.*

Gate and Fence Panel Options

Item	Description
------	-------------

KA-GLCHAIN Chain Plate and Chain Welded to Gate



Item	Description
------	-------------

KA-WATER Notch Water Notch on Gates or Fence Panel

SPRING BOLT LATCH Spring bolt latch welded to gate



Gate Latches

Item	Description
------	-------------

DPGL34K Drop Pin Gate Latch Kit (Powder-coated)

DPGL34KGALV Drop Pin Gate Latch Kit (Galv.)



GCL Cap Latch (Powder-coated)

GCLGALV Cap Latch (Galv.)



Item	Description
------	-------------

GLS Spring Bolt Latch (Large) (Powder-coated)

GLSGALV Spring Bolt Latch (Large ) (Galv.)



GLSS Spring Bolt Latch 9/16"

GLSSGALV Spring Bolt Latch 9/16" (Galv.)



GLSL Sliding Bolt latch Set (Powder-coated)

GLSLGALV Sliding Bolt latch Set (Galv.)















GLSP Bolt Latch Plate (Powder-coated)

GLSPGALV Bolt Latch Plate (Galv.)





Item	Description	
GBH07FK	Bolt hinge 7" long (full thread) (Powder-coated)	
GBH07FKGALV	Bolt hinge 7" long (full thread) (Galv.)	
GBH11FK	Bolt hinge 11" long (full thread) (Powder-coated)	
GBH11FKGALV	Bolt hinge 11" long (full thread) (Galv.)	
GBH15FK	Bolt hinge 15" long (full thread) (Powder-coated)	
GBH15FKGALV	Bolt hinge 15" long (full thread) (Galv.)	
GCC38	38" continuous corner hinge (Powder-coated)	
GCC38GALV	38" continuous corner hinge (Galv.)	
GCC48	48" continuous corner hinge (Powder-coated)	
GCC48GALV	48" continuous corner hinge (Galv.)	
GCC54	54" continuous corner hinge (Powder-coated)	
GCC54GALV	54" continuous corner hinge (Galv.)	
GCH212-001	Clamp hinge for 2½" pipe with 7" hinge (Powder-coated)	
GCH212-001GALV	Clamp hinge for 2½" pipe with 7" hinge (Galv.)	
GCH212-002	Clamp hinge for 2½" pipe with 6" pin (Powder-coated)	
GCH212-002GALV	Clamp hinge for 2½" pipe with 6" pin (Galv.)	
GCH212-003	End clamp for 2½" pipe (Powder-coated)	
GCH212-003GALV	End clamp for 2½" pipe (Galv.)	
GCH212K	Clamp hinge for 2½" pipe (Powder-coated)	
GCH212KGALV	Clamp hinge for 2½" pipe (Galv.)	
GCH03-001	Clamp Hinge for 3" pipe w/ 7" pin (Powder-coated)	
GCH03-001GALV	Clamp Hinge for 3" pipe w/ 7" pin (Galv.)	
GCH03-002	Clamp Hinge for 3" Pipe w/ 6" pin (Powder-coated)	
GCH03-002GALV	Clamp Hinge for 3" Pipe w/ 6" pin (Galv.)	

Item	Description	
GCH03-003	End Clamp for 3" Pipe (Powder-coated)	
GCH03-003GALV	End Clamp for 3" Pipe (Galv.)	
GCH03K	Clamp hinge for 3" pipe (Powder-coated)	
GCH03KGALV	Clamp hinge for 3" pipe (Galv.)	
GCH04-001	Clamp Hinge for 4" Pipe w/ 7" pin (Powder-coated)	
GCH04-001GALV	Clamp Hinge for 4" Pipe w/ 7" pin (Galv.)	
GCH04-002	Clamp Hinge for 4" Pipe w/ 6" pin (Powder-coated)	
GCH04-002GALV	Clamp Hinge for 4" Pipe w/ 6" pin (Galv.)	
GCH04-003	End Clamp for 4" Pipe (Powder-coated)	
GCH04-003GALV	End Clamp for 4" Pipe (Galv.)	
GCH04K	Clamp hinge for 4" pipe (Powder-coated)	
GCH04KGALV	Clamp hinge for 4" pipe (Galv.)	
GCH05-001	Clamp Hinge for 5" Pipe w/ 7" pin (Powder-coated)	
GCH05-001GALV	Clamp Hinge for 5" Pipe w/ 7" pin (Galv.)	
GCH05-002	Clamp Hinge for 5" Pipe w/ 6" pin (Powder-coated)	
GCH05-002GALV	Clamp Hinge for 5" Pipe w/ 6" pin (Galv.)	
GCH05-003	End Clamp for 5" Pipe (Powder-coated)	
GCH05-003GALV	End Clamp for 5" Pipe (Galv.)	
GCH05K	Clamp hinge for 5" pipe (Powder-coated)	
GCH05KGALV	Clamp hinge for 5" pipe (Galv.)	

## GATE HINGES

Item	Description	
GCH06-001	Clamp Hinge for 6" Pipe w/ 7" pin (Powder-coated)	
GCH06-001GALV	Clamp Hinge for 6" Pipe w/ 7" pin (Galv.)	
GCH06-002	Clamp Hinge for 6" Pipe w/ 6" pin (Powder-coated)	
GCH06-002GALV	Clamp Hinge for 6" Pipe w/ 6" pin (Galv.)	
GCH06-003	End Clamp for 6" Pipe (Powder-coated)	
GCH06-003GALV	End Clamp for 6" Pipe (Galv.)	
GCH06K	Clamp hinge for 6" pipe (Powder-coated)	
GCH06KGALV	Clamp hinge for 6" pipe (Galv.)	
GCH38	38" continuous plate hinge (Powder-coated)	
GCH38GALV	38" continuous plate hinge (Galv.)	
GCH48	48" continuous plate hinge (Powder-coated)	
GCH48GALV	48" continuous plate hinge (Galv.)	
GCH54	54" continuous plate hinge (Powder-coated)	
GCH54GALV	54" continuous plate hinge (Galv.)	
GHA	Female adj. Gate Hinge (Powder-coated)	
GHAGALV	Female adj. Gate Hinge (Galv.)	
GH34	Set Adj. MP hinges	
GPH10B	Plate hinge for gate (Powder-coated)	
GPH10BGALV	Plate Hinge for Gate (Galv.)	

Item	Description	
GPH10K	Plate hinge for gate (Powder-coated)	
GPH10KGALV	Plate Hinge for Gate (Galv.)	
GPH10T	Plate hinge for gate (Powder-coated)	
GPH10TGALV	Plate Hinge for Gate (Galv.)	
GSH10	Lag hinges for gate	
GWH10B	Weld hinges 3/4" pin (Bottom)	
GWH10BGALV	Weld hinges 3/4" pin (Bottom) (Galv.)	
GWH10K	Weld hinges 3/4" pin	
GWH10KGALV	Weld hinges 3/4" pin (Galv.)	
GWH10T	Weld hinges 3/4" pin (Top)	
GWH10TGALV	Weld hinges 3/4" pin (Top) (Galv.)	
GWH11K	Weld hinges 1" pin	
GWH12K	3/4" Weld hinges (female)	
GWH12KGALV	Weld hinges (female) (Galv.)	
GWH13K	1" Weld hinges (female)	
WOGH34	(Set) weld on female gate hinge	

**We stock all these parts and accessories!**



## Gate Latches (Gate Grabber Series)

Item	Description	
GLC	Gate Latch Center (Gate Grabber) (Powder-coated)	
GLCGALV	Gate Latch Center (Gate Grabber) (Galv.)	
GLD	Gate Latch 2 way (Gate Grabber) (Powder-coated)	
GLDGALV	Gate latch 2 Way (Gate Grabber) (Galv.)	
GLDJ	Gate Latch Junior, 2 way (Gate Grabber, Jr.) (Powder-coated)	
GLDJGALV	Gate Latch Junior, 2 way (Gate Grabber, Jr.) (Galv.) (To use with 1" Gate Stub)	

Item	Description	
GLL	Gate Latch Left (Gate Grabber) (Powder-coated)	
GLLGALV	Gate Latch Left (Gate Grabber) (Galv.)	
GLR	Gate Latch Right (Gate Grabber) (Powder-coated)	
GLRGALV	Gate Latch Right (Gate Grabber) (Galv.)	



## Gate Stubs (Bolt-On)

Item	Description	
GSK	Gate Stub Kit with Bolts (Powder-coated)	
GSKGALV	Gate Stub Kit with Bolts (Galv.)	

## Wheel Kit (For Gates)

Item	Description	
GWK	8" Wheel Kit for gate (Powder-coated)	
GWKGALV	8" Wheel Kit for gate (Galv.)	
W82807	8" Wheel w/ 1/2" Bore - For GWK	

## GATE ACCESSORIES

### Gate Latches Accessories

Item	Description	
GLC20	2" Gate latch clamp (Powder-coated)	
GLC20GALV	2" Gate latch clamp (Galv.)	
GLC25	2½" Gate latch clamp (Powder-coated)	
GLC25GALV	2½" Gate latch clamp (Galv.)	
GLC30	3" Gate latch clamp (Powder-coated)	
GLC30GALV	3" Gate latch clamp (Galv.)	
GLC35	3½" Gate latch clamp (Powder-coated)	
GLC35GALV	3½" Gate latch clamp (Galv.)	
GLC40	4" Gate latch clamp (Powder-coated)	
GLC40GALV	4" Gate latch clamp (Galv.)	
GLC50	5" Gate Latch Clamp (Powder-coated)	
GLC50GALV	5" Gate Latch Clamp (Galv.)	
GLC60	6" Gate latch clamp (Powder-coated)	
GLC60GALV	6" Gate latch clamp (Galv.)	
GLCHOS	Gate Latch Channel	
GLCHOS GALV	Gate Latch Channel (Galv.)	


**We Now Stock  
2½", 3", 3½", 4"  
Galvanized  
Gate Posts**

### Gate Latch Replacement Parts

Item	Description	
DPS412	Spring (For drop pin latch)	
GL103	Gate Latch Tripper	
GL104	Stainless Steel Spring .078 RH (for gate latch)	
GLS200-01	Spring for gate latch	
GLS400	Spring for small Bolt Latch	
GLS675	Spring for bolt latch	
GLSSB	Spring Latch Bolt 9/16"	
GLSSH	Spring Bolt Latch Handle 9/16"	
GLTR	Gate latch tripper	
RP38*218	Roll Pin for New Style Latch	

**Consider  
Stainless Steel  
Rust Sleeves**

## Gate Troughs



Item	Description
GT4	4 ft. trough only (Requires 2 GTHK Hanger Kits) (Powder-coated)
GT4GALV	4 ft. trough only (Galv.) (Requires 2 GTHK Hanger Kits)
GT5	5 ft. trough only (Requires 2 GTHK Hanger Kits) (Powder-coated)
GT5GALV	5 ft. trough only (Galv.) (Requires 2 GTHK Hanger Kits)
GT6	6 ft. trough only (Requires 2 GTHK Hanger Kits) (Powder-coated)
GT6GALV	6 ft. trough only (Galv.) (Requires 2 GTHK Hanger Kits)
GT7	7 ft. trough only (Requires 2 GTHK Hanger Kits) (Powder-coated)
GT7GALV	7 ft. trough only (Galv.) (Requires 2 GTHK Hanger Kits)
GT8	8 ft. trough only (Requires 2 GTHK Hanger Kits) (Powder-coated)
GT8GALV	8 ft. trough only (Galv.) (Requires 2 GTHK Hanger Kits)
GT9	9 ft. trough only (Requires 2 GTHK Hanger Kits) (Powder-coated)
GT9GALV	9 ft. trough only (Galv.) (Requires 2 GTHK Hanger Kits)
GT10	10 ft. trough only (Requires 3 GTHK Hanger Kits) (Powder-coated)
GT10GALV	10 ft. trough only (Galv.) (Requires 3 GTHK Hanger Kits)
GT11	11 ft. trough only (Requires 3 GTHK Hanger Kits) (Powder-coated)
GT11GALV	11 ft. trough only (Galv.) (Requires 3 GTHK Hanger Kits)
GT12	12 ft. trough only (Requires 3 GTHK Hanger Kits) (Powder-coated)
GT12GALV	12 ft. trough only (Galv.) (Requires 3 GTHK Hanger Kits)
GT13	13 ft. trough only (Requires 3 GTHK Hanger Kits) (Powder-coated)
GT13GALV	13 ft. trough only (Galv.) (Requires 3 GTHK Hanger Kits)
GT14	14 ft. trough only (Requires 3 GTHK Hanger Kits) (Powder-coated)
GT14GALV	14 ft. trough only (Galv.) (Requires 3 GTHK Hanger Kits)
GT15	15 ft. Trough only (Requires 3 GTHK Hanger Kits) (Powder-coated)
GT15GALV	15 ft. Trough only (Galv.) (Requires 3 GTHK Hanger Kits)
GT16	16 ft. Trough only (Requires 3 GTHK Hanger Kits) (Powder-coated)
GT16GALV	16 ft. Trough only (Galv.) (Requires 3 GTHK Hanger Kits)

## Gate Trough Hangers

Item	Description		Item	Description	
GTHANGER	Gate trough hanger (Powder-coated)		GTHK	Gate trough hanger Kit (Powder-coated)	
GTHANGERGALV	Gate trough hanger (Galv.)		GTHKGALV	Gate trough hanger Kit (Galv.)	



# Double Hinged Gate

*The gate that opens from either end!*



Double hinged gates are made of 1.9" outside diameter steel tubing with 13-gauge high yield steel tube.

- *One hand opening*
- *Slam closing with positive latch*
- *Powder-coated or galvanized*
- *Custom sizes available*
- *Multiple mounting options available*

## Scissor Gate



This convenient gate swings up and out of the way.

Excellent choice for tight areas in free stall barns, and as a safety gate at loading docks.

# Protect your calves from the elements



Manufacturing, LLC

**CK** Calf Barns

## CONSTRUCTED WITH:

- Hot dipped galvanized steel structure. No wood is used in the structure.
- Versatile design. Each bay is 12' long x 8' deep and can be used for three 4' x 8' calf pens, or a 12' x 8' large pen.
- Designed for simple cleaning.
- Easily expandable for future growth.
- 5' overhang provides additional protection.
- Durable ag curtain walls.



*Rear view shown with feed room*

## About our curtains

CK understands the role good ventilation and air circulation play in the health of your calves. Our curtains are manufactured using durable curtain material and galvanized hardware.



*Three gates within a gate*

## Standard three pen bay

Open entire bay for cleaning with main gate, or access a single pen using the small built-in gates. Each pen has easily removable vinyl divider panels.



# Features & Options



Any bay can easily be converted for group feeding with optional 12' slant bar gate, shown with galvanized feed trough.



Optional feed room with double wide access door. Overhead door in the rear.



Unique spring design allows it to close consistently and securely every time.



Head lock latch

Each pen has two openings to prevent feed and water cross contamination. One opening includes a headlock.



Optional wall hanging hay feeder.




## Calf Gates and Accessories

Item	Description
CG4808KGALV	48" High, 8' Calf Gate **Kit (Galv.)



CG4812KGALV	48" High, 12' Calf Gate ** Kit** (Galv.)
-------------	--



Item	Description
CGBH14KGALV	Bottle holder **Kit** (Galv.)



CGFH35KGALV	Calf Gate with Feed Through Opening & Headlock **Kit** (Galv.)
-------------	--



CGPH1050KGALV	Calf Gate Pail Holder **Kit** (Galv.)
---------------	---------------------------------------



## Pail Holders

Item	Description
DPH1050	Double pail holder 10½" (Powder-coated)



DPH1050GALV	Double pail holder 10½" (Galv.)
-------------	---------------------------------



Item	Description
SPH1050	Single pail holder 10½" (Powder-coated)



SPH1050GALV	Single Pail Holder 10½" (Galv.)
-------------	---------------------------------




## Accessories

Item	Description
CB10QT-R	Pail



Item	Description
PCDP43122	Poly Calf Divider Panel





***CK Manufacturing  
offers complete  
turnkey service for our  
calf barns, including:***

- ***Concrete Work***
- ***Manufacturing***
- ***Installation***



***CK Manufacturing, LLC***  
*THE DAIRY BARN SPECIALISTS*

[sales@ckmanufacturing.com](mailto:sales@ckmanufacturing.com)

OFFICE 717-464-2166

330 Millwood Road

Lancaster, PA 17603

[www.ckmanufacturing.com](http://www.ckmanufacturing.com)