



Product Catalog





717.464.2166
www.ckmanufacturing.com

Terms and Conditions of Sale

BUSINESS HOURS

Office hours are 6:00 AM – 4:30 PM

Shipping and receiving hours are 6:00 AM – 4:00 PM

PRICING

Call for pricing and quotes or information
on local dealers.

RETURNS

All returns are subject to a 15% restocking fee.

No returns on custom orders.

SHIPPING:

We ship with FedEx, 9 to 5, and Truck Freight.

Orders can also be picked up at our location
Monday through Friday 6:00 AM – 4:00 PM

F.O.B.

Lancaster, PA

Table of Contents

CONCRETE SERVICES	5-6
Agri-Trac	6
Gravity Flow Gutters	6
MINI PARLOR	7
AUTOMATIC HEAD CHUTE	8
GROOMING CHUTE	8
TIE STALLS	9-24
Replacement Stalls	9-10, 14
Flexible Tie Stall	11
Tie Stall Loops - New Curb	12
Tie Stall Accessories	15-18
Hose Barbs	18
Pipe & Pipe Fittings	18-21
Clamps	22-24
Riser Pipes	24
FREE STALLS	25-30
Flexible Stall	25-26
Loop Stalls	27-28
Mounting Hardware	29
Brisket Board	30
Training Bars	30
WATERERS, MATS, & FEEDERS	31-36
Water Bowls & Parts	32
Miraco Waterers	32
Bunks	32
Mats & Rubber Flooring	33
Bunk Posts	33
Feed Troughs	33
Gate Troughs	34
Hay Feeders	35
Feeder Wagon	36
Feed Rails & Brackets	36
MILKER CARTS	37-38
HEADLOCKS	39-45
Calf Headlocks	41
Heifer Headlocks	42
Cow Headlocks	43

Hospital Headlocks	44
Bull Headlocks	44
Gate Kits	44
Accessories	45
SLANT BARS	46-52
Calf Slant Bars	47-48
Heifer Slant Bars	49-50
Cow Slant Bars	51-52
FENCE PANELS	53-56
Fence Panels	53-56
MOUNTING CLAMPS & Accessories	57-61
Mounting Clamps	57-61
Adjustable Ends	61
GATES	62-74
Double Hinge Gate	63
Scissor Gate	63
Gates	64
Slant Bar Gates	65
Telescoping Gates	66
Mesh Gates	67
Light Duty Gates	67
Hinges	69-71
Latches & Accessories	72-74
GATE POSTS	75-78
Post Plates	75
Gate Posts	76-78
Post Caps	78
MANURE HANDLING	79-93
Grates	80-81
Elevator	82
Shuttle Stroke Barn Cleaner	82-91
Manure Push Off Guard	92
Manure Push Off Gate	92-93
FASTENERS	94-95
CALF BARN	96-98
INDEX	99



About Us

CK Manufacturing is one of the top companies serving all needs of dairy farmers since 1998. We are excited to be offering complete interior renovations for dairy barns across the East Coast. The most important commitment that we have is to our customer. You can be certain that when you see the CK name, you are receiving the highest quality construction, as well as a job that will exceed your expectations. One of the services that we offer is dairy barn installation, along with the renovation of stalls and curb build up.

Dairy Barn Curb Build Up

A cattle stall replacement requires several elements. Sometimes, the curb can simply be built up if it is too low. Allow the professionals at CK Manufacturing to assess your needs and find out if this is an option. In order to simply do dairy barn curb build up, our construction experts will pour concrete onto the existing curb in an effort to build it up. Knowing that dairy cows must be milked at least twice a day, we will strive to do the work without interfering with the normal milking routine of your cows. The job will be done quickly and efficiently, ensuring that your cows will be back in their regular stalls as soon as possible.

CK Manufacturing prides itself on being customer service oriented, producing high quality products that will exceed all expectations. Each product is unique and individualized to your specific needs.

Knowing how important it is for your cows to remain in their own environment, we make every effort to make sure that they are milked in their own stalls. The only time cows would be removed would be during a complete renovation; at that point, time and customer satisfaction would still be the primary concerns.

CK Manufacturing offers top quality cattle control equipment and renovations. These services are available through our company and are also available to contractors. We provide a wide variety of services including standard replacement stalls (require no concrete work), gravity flow gutters, free stall barn renovations, and stainless steel trough liners. No matter how big or how small your project is, call CK Manufacturing today and ask about our options.



We offer expert concrete services for all of your new barn or renovation needs

INTERIOR DAIRY BARN RENOVATION

NEW CURBS

GRAVITY FLOW GUTTERS

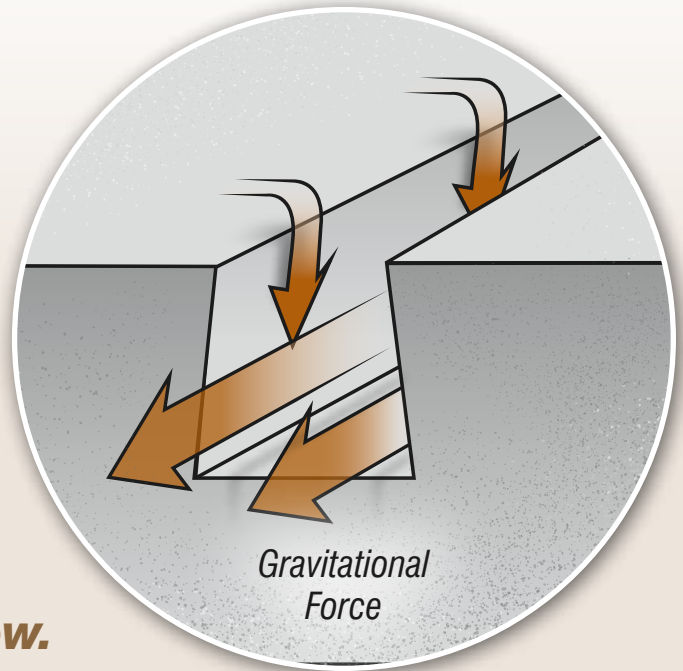
I-BEAMS



Gravity Flow Gutters

- No more manure jam ups
- Better manure flow
- New gutters without missing a milking

Our precast style gravity flow gutters are wider at the bottom than at the top which creates a natural force that produces better manure flow.



Agri-Trac Traction Milling

- Increase Milk Production
- Increase Heat Detection
- Reduce Hoof & Leg Injuries
- Reduce Cull Rates

**The choice of
Cornell University**



"20 years ago in 1999 AGRI-TRAC milled our slats, holding area and parlor. Those barn floors traction are as good today in 2019 as the day they were done in 1999."

Sam Weber Mexico New York

"AGRI-TRAC'S Traction Milling fixed our grooved floors here at Cornell University's Dairy Barns! Our cows do not slip anymore, they walk with comfort and confidence. AGRI-TRAC'S Traction Milling was even complimented by many of our Veterinarians, Nutritionists and outside vendors! It is well worth the cost! We will choose AGRI-TRAC again in the future! It really works and it lasts!"

Cornell Dairy Management Team

Mini Parlors



Ideal for the family farm with limited building space.

- Double four or double six designs
- Complete tie stall to free stall retrofits
- Increased efficiency
- Promotes health & safety of the operator



Closed position



Open position

Chutes

Automatic Head Chute

A safer, easier way to handle cattle

NEW!

Our chute makes animal care a breeze. It is ideal for vaccinations, vet care as well as cleaning and grooming. Side gate open/close is optional.



Weigh your livestock before they go to market.



Accurately monitor growth rates with ease.

Grooming Chute

Folds for easy transport & storage




Part# GCA3684

- All aluminum construction
- Portable
- Includes matted floor for traction
- Constructed with 2" tubing
- Four position side rails — horizontal or vertical
- Adjustable headlock
- Total weight 131 lbs.
- 3' wide x 7' long

Folds to 2'10" x 7'8" x 9" high

Yes! *We really have Solid Square Stock Anchor Systems.*

CK believes the base is the foundation to a great stall system. So you will not find hollow tubing anchoring our stalls. Instead, we use solid square stock. Heavy-duty construction continues throughout our stall with features such as a second divider pipe so your cow stays where it belongs.



Replacement Stallsp 7, 11



New Curb.....p 9, 10



Flexible Stallsp 8



Replacement Stalls

Making renovations easy, replace your worn out stalls while saving your existing curb!



40 New Stalls in Less Than 8 hours!

Our crews will begin by cutting off the old stalls and stripping the old curb clean. Next, the new stall components are slid into the existing pipe in the curb. The new stall is then welded to our heavy-duty anchor plate and anchored with 2 stainless steel anchor bolts.



- **Save time:** Our stalls are finished in as little as 1 day.
- **Save money:** Because our replacement stalls will fit your existing curb, there are no masons or concrete to pay for.
- **Long term increased production:** The position of our water bowls means your cows drink more water: More Water = More Milk.
- **No loss in production:** Your cows will be back in their stalls the same day. Our crews start after your morning milking & finish before your evening milking.
- **Optional:** Stainless steel tie rail



Tight Corners?

Corner savers are standard on all end loops.

- Manufactured with 1.90 ten gauge Gatorshield Tubing.
- Two vertical pipes to eliminate grain stealing.
- 2" of solid square stock is machined to fit into upright pipe for extra strength.
- End loops feature our unique corner saver, which allows 4" more clearance for feed carts, etc.
- Special sizes available for Jerseys.



Curb Too Low?

Ask about our curb build-up options

Flexible Tie Stalls

The safest, most comfortable tie stall available

Our Flexible Tie Stalls with rubber are rigid enough to maintain structural support, yet flexible enough to reduce injuries.



Tie Stalls

Our flexible tie stall blends the characteristics of our traditional tie stall with the benefits of plastics.

Benefits

- Provides a sturdy, flexible framework to allow freedom of movement while minimizing injuries to cows and people
- Increases cow comfort
- Does not oxidize
- Available as **Replacement Stall** or **New Curbs**.











Tie Stalls

Description	Options
<ul style="list-style-type: none"> Manufactured with 1.90 O.D. ten gauge tubing 2" square solid steel base Two vertical pipes to eliminate grain stealing 	<ul style="list-style-type: none"> 43" regular or 34" Jersey loop length Galvanized or powder-coated Custom machining to adjust for curb height

Recommended stall height is 41" above cowbed before mattress.

Tie Stall Loops (New Curb)


Item	Description	Item	Description
H71008E	End Loop w/corner saver (new curb),L.H. shown	H71008R	Regular Loop (new curb)
			
H71008EPC	End Loop w/corner saver (new curb) Powder-coated, L.H. shown	H71008RPC	Regular Loop (new curb) Powder-coated
			
H71008NFD	Loop w/out Front Divider (new curb)	H71008W	Water Bowl Loop (new curb)
			
H71008NFDPC	New Curb Loop w/out Front Divider (Powder-coated)	H71008WPC	Water Bowl Loop (new curb) Powder-coated
			

Jersey Tie Stall Loops (New Curb)

Item	Description
JNC221E	Jersey End Loop w/corner saver (new curb), L.H. shown



JNC221EPC	Jersey End Loop w/corner saver (new curb) (Powder-coated), R.H. shown
-----------	---



JNC221NFD	Jersey Loop w/ out Front Divider (new curb)
-----------	---



JNC221NFDPC	Jersey Loop w/ out Front Divider (new curb) (Powder-coated)
-------------	---



Item	Description
JNC221R	Jersey Regular Loop (new curb)



JNC221RPC	Jersey Regular Loop (new curb) (Powder-coated)
-----------	--



JNC221W	Jersey Water Bowl Loop (new curb)
---------	-----------------------------------



JNC221WPC	Jersey Water Bowl Loop (new curb) (Powder-coated)
-----------	---



Tie Stall Loops (Replacement)

Item	Description
82002ME	End Loop w/corner saver (Replacement Stall) 14" square, R. H. shown




82002MNFD	Loop w/out Front Divider (Replacement 14" square)
-----------	---



82002MR	Regular Loop (Replacement Stall) 14" square
---------	---




82002MW	Water Bowl Loop (Replacement Stall) 14" square
---------	--



Item	Description
82021ME	End Loop w/corner saver (Replacement Stall) 12" square, L. H. shown




82021MNFD	Loop w/out Front Divider (Replacement 12" square)
-----------	---



82021MR	Regular Loop (Replacement Stall) 12" square
---------	---



82021MW	Water Bowl Loop (Replacement Stall) 12" square
---------	--



Tie Stall Loops (Curb Build-up)

Item	Description
CB2958E	End loop - w/corner saver (Curb Built Up Stall)
CB2958NFD	Loop w/out Front Divider (Curb Built up)

Item	Description
CB2958R	Regular Loop (Curb Built Up Stall)
CB2958W	Water Bowl Loop (Curb Built Up Stall)

Tie Stall Accessories

Item	Description	
1008EPDM	1/2" flex hose (per foot)	
1012EPDM	3/4" flex hose (per foot)	
1016EPDM	1" flex hose (per foot)	
12175UV	11" heavy duty cable tie	
1x1PT	1" plastic Tee	
2HP3836	2 Hole plate 3/8" x 3" x 6"	
619-3999	Teflon tape	
62606	Hose clamp stainless steel 5/16"-7/8" narrow	
6392690	1" Nylon elbow	
6812	6812 stainless steel hose clamp (for 1/2" & 3/4" hose)	
6820	6820 stainless steel hose clamp (for 1" hose)	
6824	6824 stainless steel hose clamp (for 1.25" hose)	
6836	6836 stainless steel clamp (for 2" hose)	























Item	Description	
7715830	Metallic top coat paint	
BBV1	1" brass ball valve	
BBV112	1 1/2" brass ball valve	
BPP112	1 1/2" black plastic 100 psi pipe (Per Ft.)	
CC45B	Cow collar (Blue) 45"	
CRR158212	1 1/8" x 2.5" CR shaft	
CS199010	Corner saver	
CT3509	Cow trainer	
ELB199010	End loop brace	
FDW38*112	3/8" ID x 1 1/2" OD Fender washer	
FF112B	1 1/2" floor flange	
G14225	3" Gusset	
GA4425	4" x 4" x 1/4" Galv. angle 14" pcs.	

Tie Stall Accessories - Continued




Item	Description	
GTP	Gate Tube Plug	
HH12	1/2" Hyd. Hose (per ft.)	
HS34	3/4" Hose spigot	
INSR	Instarok Cement-50 LB. Pail	
LTS1400	Tie chain clamp 1 1/4" pipe	
LTS1500	Tie chain clamp 1 1/2" pipe	
ML429584	Megaloc	
MS1587	1 5/8"x 7" C.R. machined shaft	
NC40	Cow neck chain 40"	
NCR40	Cow neck chain ring	
NE34	3/4" Nylon Elbow	

Item	Description	
NS1	1" Nylon Splicer	
P3826CB	Flat plate to weld to curb built up stall	
P50	Planitop (50 LB. bag)	
PC1122	1 1/2" x 2" Parallel Clamp (per set)	
PC22	2" parallel clamp (per set)	
PLB61310	Pipeline L Bracket	
PPR7/8*10-14	Plastic Pipe Plug	
PS1	1" 2 hole pipe strap	
PS112	1 1/2" 2 hole pipe strap	
PS114	1 1/4" 2 hole pipe strap	
PS2	2" 2 hole pipe strap	
PS34	3/4" 2 hole pipe strap	
PUB61305	Blue Pipeline U Bracket	

Tie Stall Accessories - Continued

Item	Description		Item	Description	
QL14	Tie chain quick links		SUB2SS	U Bolt (For 2" Saddle Kit) Stainless Steel	
RT12	Plastic pipe plug (for 1 1/4" pipe)		TC14134	1/4" x 1 3/4" Hex Head Tapcon (per pc.)	
RT14	Plastic pipe plug (for 1 1/2" pipe)		TC14234	1/4" x 2 3/4" Hex Head Tapcon	
SD38114	Swing divider		TC22	Complete Tie Chain w/out Clamp (28" Long) Jersey	
SD38114K	Swing Divider Kit		TC25	Complete tie chain w/o clamp (31" Long)	
SDCCH15GALV	1 1/2" Cross Clamp hinge		TC33	Complete tie chain w/out clamp (39" Long)	
SK112SS	1 1/2" Saddle kit ** Stainless Steel **		TCS125SS	1 1/4" Stainless Steel Tie Chain Snap	
SK2SS	Stainless steel 2" saddle kit		TE238108	8" Tie Rail Extension Bracket (Powder-coated)	
SN1122SS	1/2" Nipple (For 1 1/2" & 2" Saddle Kit) Stainless Steel		TE238108GALV	8" Tie Rail Extension Bracket (Galv.)	
SP1122SS	Plate (For 1 1/2" & 2" Saddle Kit) Stainless Steel		TSD0	1-1/2" saddle kit	
SSWA12412	1/2" x 4 1/4" stainless steel anchor bolt		VC2114	2 x 1 1/4" vacuum line clamps	
SUB112SS	U Bolt (For 1 1/2" Saddle Kit) Stainless Steel		WA12412	1/2" x 4 1/2" Wedge Anchor	




Tie Stall Accessories - Continued

Item	Description	
WB1118	Wall brackets	
WBLRP10	10" Water Bowl Loop Repair Pipe	
ZC14	1/4" Zinc S-3 Proof Coil Chain (Per ft.)	







Item	Description	
ZC316	3/16" proof coil chain (per foot)	
ZRC	ZRC paint (per can)	

Brass and Stainless Steel Hose Barbs

Item	Description	
A100BR	1 x 1 brass barb	
A12100BR	1/2" x 1" Brass barb	
A1212BR	1/2" x 1/2" Brass Adapter	
A1212SS	1/2" x 1/2" Barb Stainless Steel	
A1234BR	1/2" x 3/4" Brass Barb	

Item	Description	
A1234SS	1/2" x 3/4" Barb Stainless Steel	
A34100BR	3/4" x 1" brass barb	
A3412BR	3/4" x 1/2" brass barb	
A3434BR	3/4" x 3/4" brass barb	

Galv. Tie Rail Pipe & Pipe Fittings

Item	Description	
GP112SCH40	1 1/2" sch 40 Galv. pipe (Tie Rail) (per foot)	
610-0424	1" x 3/4" bushing (Galv.)	
610-0457	1 1/4" x 1" bushing (Galv.)	
610-0473	1 1/2" x 3/4" bushing (Galv.)	
610-0481	1 1/2" x 1" bushing (Galv.)	
610-0499	1 1/2" x 1 1/4" bushing (Galv.)	

Item	Description	
610-0747	1 1/2" Elbow (Galv.)	
610-0952	1 1/2" x 1" reducing Ell (Galv.)	
610-1331	1 1/2" St. Ell (Galv.)	
610-1513	1 1/2" Tee (Galv.)	
610-2339	1 1/2" cap (Galv.)	

Galv. Tie Rail Pipe & Pipe Fittings - Continued

Item	Description		Item	Description	
610-2602	1½" x ¾" bell reducer (Galv.)		612-6346	¾" x 4" nipple (Galv.)	
610-2958	1½" x 1" bell reducer (Galv.)		612-6460	1" x 3" nipple (Galv.)	
610-2966	1½" x 1¼" bell reducer (Galv.)		612-6486	1" x 4" nipple (Galv.)	
610-3170	1½" plug (Galv.)		612-6577	1¼" x 3" nipple (Galv.)	
610-3469	1½" union (Galv.)		612-6692	1½" x 3" Nipple (Galv.)	
612-6304	¾" x 2" nipple (Galv.)		612-6742	1½" x 6" Nipple (Galv.)	
			642-1713	1½" Coupling (Galv.)	
			689-8019	1½" Four Way (Galv.)	

Stainless Steel Tie Rail Pipe & Pipe Fittings

Item	Description		Item	Description	
SSP112SCH40	1½" sch. 40 T&C Stainless Steel Pipe (Tie Rail) (per foot)		SSB1121	1½" - 1" Stainless Steel Bushing	
TF12SS	Pipe Tape (For Stainless Steel Pipe)		SSB11234	1½" - ¾" Stainless Steel Bushing	
BV112SS	1½" Stainless Steel Ball Valve		SSB134	1" - ¾" Stainless Steel Bushing	
BV1SS	1" Stainless Steel Ball Valve		SSC112	1½" (304) Stainless Steel Coupler	
BV34SS	¾" Stainless Steel Ball Valve		SSCP112	1½" Stainless Steel Cap	
MA112IS	1½" x 1½" Stainless Steel Adapter		SSE112	1½" Stainless Steel Elbow	
MA114IS	1¼" x 1¼" Stainless Steel Adapter		SSN1123	1½" x 3" Stainless Steel Nipple	













Stainless Steel Tie Rail Pipe & Pipe Fittings - Continued

Item	Description		Item	Description	
SSN13	1" x 3" Stainless Steel Nipple		SSSE112	1½" Stainless Steel Street Elbow	
SSN343	¾" x 3" Stainless Steel Nipple		SST112	1½" Stainless Steel Tee	
SSP112	1½" Stainless Steel Plug				























PVC Pipe & Pipe Fittings

Item	Description		Item	Description	
002-6112	PVC cleaner 16 oz.		PB2112	2 x 1½ PVC Bushing / spig x Fipt	
089-6472	PVC glue 16 oz. (Harvey's)		PB2114	2 x 1¼ PVC Bushing / spig x Fipt	
2PC	2" PVC Cap (soc.)		PB212	2 x ½ PVC Bushing / spig x Fipt	
PB1121	1½ x 1 PVC Bushing / spig x Fipt		PB234	2 x ¾ PVC Bushing / spig x Fipt	
PB112114	1½ x 1¼ PVC Bushing / spig x Fipt		PBV112	1½" PVC Ball Valve	
PB11212	1½ x ½ PVC Bushing / spig x Fipt		PBV2	2" PVC Ball Valve Soc.	
PB11234	1½ x ¾ PVC Bushing / spig x Fipt		PC112	1½ PVC Coupling (Soc.)	
PB21	2 x 1 PVC Bushing / spig x Fipt		PC15	1½" PVC cap	
			PC2	2" PVC Coupling (Soc.)	















PVC Pipe & Pipe Fittings - Continued

Item	Description		Item	Description	
PC212	2½" Sch. 40 PVC Cap		PMA112	1½ PVC Male Adapter / Mipt x soc	
PC3	3" PVC cap		PMA2	2" PVC Male Adapter / Mipt x soc	
PC4	4" Sch. 40 PVC Cap		PP112	1½" PVC pipe sch. 40 (per foot)	
PC5	5" Sch. 40 PVC Cap		PP2	2" PVC pipe sch. 40 (per foot)	
PE112	1½ 90 deg. PVC SOC. Elbow		PP3	3" PVC pipe sch. 40 (per foot)	
PE2	2" 90 deg. PVC SOC. Elbow		PRT234	2 x ¾ PVC Reducing Tee/ soc x Fipt	
PFA112	1½ PVC Female Adapter / soc x Fipt		PT112	1½" PVC Tee socket	
PFA2	2" PVC Female Adapter / soc x Fipt		PT2	2" PVC Tee socket	



Cross Clamps

Item	Description		Item	Description	
CC112	Set cross clamps HD 1½" x 1½" 10 ga.		HCC15GALV	Heavy cross clamp 1½" (1 piece) (Galv.)	
CC112114	Set cross clamp HD 1½" x 1¼"		HCC20	Heavy cross clamp 2" (1 piece) (Powder-coated)	
CC114	Set Cross Clamps HD 1¼" x 1¼"		HCC2020	Heavy Cross clamp 2" x 2" (Powder-coated)	
HC1415HGALV	Clamp bushing 1½" x 1¼" pipe (half) (Powder-coated)		HCC2020GALV	Heavy Cross Clamp 2"x2" (Galv.)	
HC1415HK	Clamp bushing 1½" x 1¼" pipe (halves) (Powder-coated)		HCC20GALV	Heavy cross clamp 2" (1 piece) (Galv.)	
HC1415HKGALV	Clamp bushing 1½" x 1¼" pipe (halves) (Galv.)		LCC1414	Light cross clamp 1¼ x 1¼ (Powder-coated) 12 ga.	
HCC15	Heavy cross clamp 1½" (1 piece) (Powder-coated)		LCC1414GALV	Light cross clamp 1¼ x 1¼ (Galv.)	
HCC1515	Heavy Cross clamp 1½ x 1½" pipe (Powder-coated) 8 ga.		LCC1415	Light cross clamp 1¼ x 1½ (Powder-coated)	
HCC1515GALV	Heavy Cross Clamp 1½" x 1½" (Galv.)		LCC1415GALV	Light cross clamp 1¼ x 1½ (Galv.)	
HCC1520	Heavy cross clamp 1½" x 2" pipe (Powder-coated)		LCC1515	Light cross clamp 1½ x 1½ (Powder-coated)	
HCC1520GALV	Heavy Cross Clamp 1½" x 2" Pipe (Galv.)		LCC1515GALV	Light cross clamp 1½ x 1½ (Galv.)	



Column Clamps

Item	Description		Item	Description	
LCL2015	Light column clamp 2" x 1½" (Powder-coated)		LCL3515GALV	Light column clamp 3½ x 1½ (Galv.)	
LCL2015GALV	Light column clamp 2" x 1½" (Galv.)		LCL4015	Light column clamp 4 x 1½ (Powder-coated)	
LCL2515	Light column clamp 2½ x 1½ (Powder-coated)		LCL4015GALV	Light column clamp 4 x 1½ (Galv.)	
LCL2515GALV	Light column clamp 2½ x 1½ (Galv.)		LCL5015	Light Column Clamp 5" x 1½" (Powder-coated)	
LCL3015	Light column clamp 3 x 1½ (Powder-coated)		LCL5015GALV	Light Column Clamp 5" x 1½" (Galv.)	
LCL3015GALV	Light column clamp 3 x 1½ (Galv.)		LCL6015	Light Column Clamp 6 x 1½ (Powder-coated)	
LCL3515	Light column clamp 3½ x 1½ (Powder-coated)		LCL6015GALV	Light Column Clamp 6 x 1½ (Galv.)	




4 Way Clamps



Item	Description	
LFW1414	Four way clamp 1¼ x 1¼ (Powder-coated)	
LFW1414GALV	Four way clamp 1¼ x 1¼ (Galv.)	

Wall Flanges

Item	Description	
LWF1400	Wall flange 1¼" x 1½" pipe (Powder-coated)	
LWF1400GALV	Wall flange 1¼" x 1½" pipe (Galv.)	

Tee Clamps

Item	Description	
LTC1400	1¼" x 1¼" Tee Clamp (1 pc.)	
LTC1414K	Tee clamp 1¼" x 1¼" pipe (For 1½" x 1½" pipe use ¾" x 1½" bolts) (Powder-coated)	
LTC1414KGALV	Tee clamp 1¼" x 1¼" pipe (Galv.) (For 1½" x 1½" pipe use ¾" x 1½" bolts)	

Item	Description	
LTC1514K	Tee clamp 1½" x 1¼" pipe (Powder-coated)	
LTC1514KGALV	Tee clamp 1½" x 1¼" pipe (Galv.)	

Riser Pipes



Item	Description
RP24	1½" Riser Pipe 24" (Powder-coated)
RP24GALV	1½" Riser Pipe 24" (Galv.)
RP30	1½" Riser Pipe 30" (Powder-coated)
RP30GALV	1½" Riser Pipe 30" (Galv.)
RP36	1½" Riser Pipe 36" (Powder-coated)
RP36GALV	1½" Riser Pipe 36" (Galv.)



Item	Description
RP42	1½" Riser Pipe 42" (Powder-coated)
RP42GALV	1½" Riser Pipe 42" (Galv.)
RP48	1½" Riser Pipe 48" (Powder-coated)
RP48GALV	1½" Riser Pipe 48" (Galv.)
RP54	1½" Riser Pipe 54" (Powder-coated)
RP54GALV	1½" Riser Pipe 54" (Galv.)

Flexible Free Stalls

The safest, most comfortable stall available

The EasyFix Flexible Stall with rubber loop provides a flexible framework as compared to rigid metal loops, helping to reduce cow injuries.

Free Stalls



Benefits. The EasyFix Flexible Stall encourages cows to lie correctly and for longer periods of time.

- The flexible stall divider system, new rubber neck rail bracket, and rubber loop provide freedom of movement, helping to reduce injuries and healthcare costs.
- Increased lying times and improved cow comfort, lead to higher milk production.
- Lower replacement rates than traditional steel.

Features. The EasyFix Flexible Stall has been designed using flexible plastic tubes, a new rubber neck rail bracket, and a rubber loop.

- The new design provides freedom of movement into and out of the stalls.
- Easy to install and adjust.



Free Stalls

Free Stalls

CK Free Stalls allow for greater comfort when entering and exiting stalls, as well as more lunge space for head and neck between top and bottom of loop.



Free Stall Features

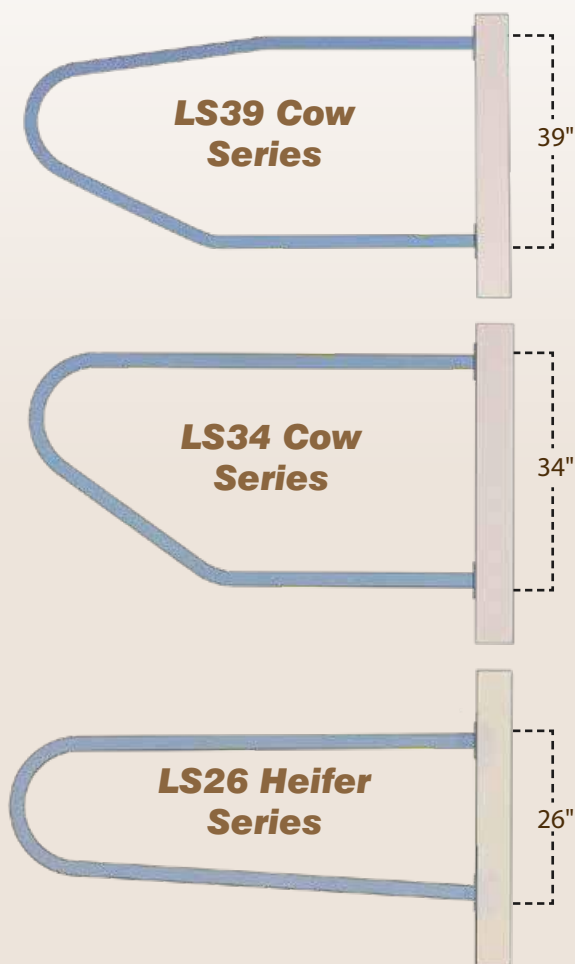
- The most versatile free stall designs
- Greater cow comfort when entering and exiting
- 2 3/8" OD high yield steel tubing w/ a 10 gauge wall
- Calf, heifer, and cow stalls



Neck rail clamp



Brisket pipe clamp



3/8" x 3" flat mounting plate for wood post



Mount width is adjustable for different size animals

Available in powder-coated or galvanized

Description

- Manufactured with 2 $\frac{3}{8}$ " O.D. ten gauge high yield steel tubing

Options

- Varying lengths to ensure correct sizing to bed
- Recommended stall length is 10" less than bed length
- Galvanized or powder-coated
- Hot dipped mounting brackets for galvanized stalls

22" High Free Stall Loops



Item	Description
LS22-48	22" high calf or heifer free stall loop 48" long (Powder-coated)



Item	Description
LS22-48GALV	22" high calf or heifer free stall loop 48" long (Galv.)

26" High Free Stall Loops



Item	Description
LS26-60	26" high heifer free stall loop 60" long (Powder-coated)
LS26-60GALV	26" high heifer free stall loop 60" long (Galv.) (Requires 2 LSMB5GALV Mounting Bracket)
LS26-72	26" high heifer free stall loop 72" long (Powder-coated)



Item	Description
LS26-72GALV	26" high heifer free stall loop 72" long (Galv.) (Requires 2 LSMB5GALV Mounting Bracket)
LS26-81	26" high heifer free stall loop 81" long (Powder-coated)
LS26-81GALV	26" high heifer free stall loop 81" long (Galv.) (Requires 2 LSMB5GALV Mounting Bracket)

34" High Free Stall Loops



Item	Description
LS34-60	34" high cow or heifer free stall loop 60" long (Powder-coated)
LS34-60GALV	34" high cow or heifer free stall loop 60" long (Galv.) (Requires 2 LSMB5GALV Mounting Bracket)
LS34-72	34" high cow or heifer free stall loop 72" long (Powder-coated)
LS34-72GALV	34" high cow or heifer free stall loop 72" long (Galv.) (Requires 2 LSMB5GALV Mounting Bracket)
LS34-78	34" high cow or heifer free stall loop 78" long (Powder-coated)
LS34-78GALV	34" high cow or heifer free stall loop 78" long (Galv.) (Requires 2 LSMB5GALV Mounting Bracket)
LS34-81	34" high cow or heifer free stall loop 81" long (Powder-coated)




Item	Description
LS34-81GALV	34" high cow or heifer free stall loop 81" long (Galv.) (Requires 2 LSMB5GALV Mounting Bracket)
LS34-84	34" high cow or heifer free stall loop 84" long (Powder-coated)
LS34-84GALV	34" high cow or heifer free stall loop 84" long (Galv.) (Requires 2 LSMB5GALV Mounting Bracket)
LS34-88	34" high cow or heifer free stall loop 88" long (Powder-coated)
LS34-88GALV	34" high cow or heifer free stall loop 88" long (Galv.) (Requires 2 LSMB5GALV Mounting Bracket)
LS34-96	34" high cow or heifer free stall loop 96" long (Powder-coated)
LS34-96GALV	34" high cow or heifer free stall loop 96" long (Galv.) (Requires 2 LSMB5GALV Mounting Bracket)

39" High Free Stall Loops






















Item	Description
LS39-72	39" high cow free stall loop 72" long (Powder-coated)
LS39-72GALV	39" high cow free stall loop 72" long (Galv.) (Requires 2 LSMB5GALV Mounting Bracket)
LS39-78	39" high cow free stall loop 78" long (Powder-coated)
LS39-78GALV	39" high cow free stall loop 78" long (Galv.) (Requires 2 LSMB5GALV Mounting Bracket)
LS39-81	39" high cow free stall loop 81" long (Powder-coated)
LS39-81GALV	39" high cow free stall loop 81" long (Galv.) (Requires 2 LSMB5GALV Mounting Bracket)













Item	Description
LS39-84	39" high cow free stall loop 84" long (Powder-coated)
LS39-84GALV	39" high cow free stall loop 84" long (Galv.) (Requires 2 LSMB5GALV Mounting Bracket)
LS39-90	39" high cow free stall loop 90" long (Powder-coated)
LS39-90GALV	39" high cow free stall loop 90" long (Galv.) (Requires 2 LSMB5GALV Mounting Bracket)
LS39-96	39" high cow free stall loop 96" long (Powder-coated)
LS39-96GALV	39" high cow free stall loop 96" long (Galv.) (Requires 2 LSMB5GALV Mounting Bracket)

Free Stall Mounting Hardware

Item	Description		Item	Description	
CC4-20	4" X 20 FT Coated channel only		HCC2020GALV	Heavy Cross Clamp 2"x2" (Galv.)	
CC4-20GALV	4"x20 FT Coated channel only (Galv.)		HCC20GALV	Heavy cross clamp 2" (1 piece) (Galv.)	
CCSP8K	Channel Connector Plate w/ hardware (Powder-coated)		LSMB5GALV	Free Stall Loop Mounting Bracket (Galv.)	
CCSP8KGALV	Channel Connector Plate w/ hardware (Galv.)		LSMP6	Loop stall mounting plate for channel	
HCC15	Heavy cross clamp 1½" (1 piece) (Powder-coated)		LSMP6GALV	Loop stall mounting plate for channel (Galv.)	
HCC1520	Heavy cross clamp 1½" x 2" pipe (Powder-coated)		LSMP6K	Loop stall mounting plate w/ bolts for channel	
HCC1520GALV	Heavy Cross Clamp 1½" x 2" Pipe (Galv.)		LSMP6KGALV	Loop stall mounting plate w/ bolts for channel (Galv.)	
HCC15GALV	Heavy cross clamp 1½" (1 piece) (Galv.)		LSRK	Free Stall Loop Repair Kit (Powder-coated)	
HCC20	Heavy cross clamp 2" (1 piece) (Powder-coated)		LSRKGALV	Free Stall Loop Repair Kit (Galv.)	
HCC2020	Heavy Cross clamp 2" x 2" (Powder-coated)				

Brisket Board

Item	Description	
CC4-20	4" X 20 FT Coated channel only	
CC4-20GALV	4"x20 FT Coated channel only (Galv.)	
CCSP8K	Channel Connector Plate w/hardware (Powder-coated)	
LSBB11	Brisket board clamp bracket (Powder-coated)	
LSBB11GALV	Brisket board clamp bracket (Galv.)	
LSBB11K	Brisket board clamp bracket (Kit) (Powder-coated)	

Item	Description	
LSBB11KGALV	Brisket board clamp bracket (Kit) Galv.	
LSBB6R	Loop stall brisket bracket fits 6" pvc (Powder-coated)	
LSBB6RC	Floor or bracket mount 6" pvc clamp (Powder-coated)	
LSBB6RCGAVL	Floor or bracket mount 6" pvc clamp	
LSBB6RGALV	Loop stall brisket bracket (Galv.)(fits 6" pvc)	
LSBB6RK	Loop stall brisket bracket 6" PVC (Kit) (Powder-coated)	
LSBB6RKGALV	Loop stall brisket bracket 6" PVC (Kit) Galv.	

Training Bars / Neck Rail

Description

- 1.9" O.D. 13 gauge wall



Item	Description
TBG0400	4' Training Bar (Powder-coated)
TBG0400GAVL	4' Training Bar (Galv.)
TBG0800	8' Training Bar (Powder-coated)
TBG0800GAVL	8' Training Bar (Galv.)
TBG1200	12' Training Bar (Powder-coated)

Item	Description
TBG1200GALV	12' Training Bar (Galv.)
TBG1600	16' Training Bar (Powder-coated)
TBG1600GALV	16' Training Bar (Galv.)
TBG2000	20' Training Bar (Powder-coated)
TBG2000GALV	20' Training Bar (Galv.)

Waterers, Mats & Feeders

We carry Miraco Waterers

- High quality
- Heaters available

We are now providing EASYFIX walkway, free stall and tie stall mats in addition to our time-tested Mayo & Eco mats.



We have a variety of feed options including hay racks, bunks, troughs and tile.



Farmco® Feeder Wagon with CK Mfg. Headlocks

Designed with adjustable headlocks for animals 10 months or older. This feeder wagon combines the engineering capabilities of both CK Manufacturing and Farmco® Manufacturing and can be depended on for years of use.

Water Bowl Parts

Item	Description	
92RWU	Washer for orange valve	
AU82PL	Bowl (Blue)	
AU92	Complete joy stick valve	
SF112V	Super flow valve	
SF2002-2	Spring for super flow & 92 (orange) valve	
SF2002-4	Washer for super flow valve	
SSWB145	Stainless steel water bowl bracket	
SSWB145K	Stainless steel water bowl bracket ** Kit **	
SSWBC15	Stainless steel water bowl clamp (for 1 1/2" pipe)	
TSDRS	Rubber seat for hose kit	
WBC2	Water bowl clamp [2" sq.]	
WBC112	Water bowl clamp only	
SSFW38	3/8" Stainless Steel Flat Washer	
SSHB382	3/8" x 2" Stainless Steel hex bolt	
SSN38	3/8" Stainless Steel Nut	
610-3055	3/4" black plug	

Water Bowls

Item	Description	
AU82C	Cast water bowl w/ super flow valve	
AU82P-SF	Poly water bowl w/ super flow valve	
SSWBAU82	Poly water bowl with super flow valve, stainless steel valve bracket & mounting bracket	

Miraco Waterers

Item	Description	
1HWF3330	3330 MiraFount 1 Hole Waterer	
2HWF3465	3465 MiraFount 2 Hole Waterer	

Bunks




Item	Description	
JB8	J bunk	
HB8	H bunk	

Mats & Rubber Flooring

Item	Description	
GEM4872	Green Economy Mat for Walkway 47" x 72"	
EME4569	EASYFIX MG EVO for Walkways 45¼" x 69⅝" x 1" 5 Year Warranty	
MAYO139	Mayo Mat for Tie Stall and Free Stall 1" x 46" x 72" 5 Year Warranty on Tie Stall 10 Year Warranty on Free Stall	
EP4470	EASYFIX Phoenix for Tie Stall and Free Stall 44⅜" x 70⅞" x 1½" Single Foam Mattress 10 Year Warranty	

Item	Description	
EN4472	EASYFIX Neptune for Free Stall 1125mm x 1830mm x 62mm 44⅜" x 72" x 2½" Double Foam Mattress	
EJS4476	EASYFIX Jupiter S With Briskit Board for Free Stall 1200mm (w) x 1930mm (l) x 60-100mm (d) 47½" x 76" x 4" Weight 76 kg 10 Year Warranty	
MSA14312	¼ x 3½ Mushroom Spike Mat anchor	
FW141	¼" x 1" Mat washer	


H&J Bunk Posts

Item	Description	
BPH42	42" H Bunk Post	
BPH42GALV	42" H Bunk Post (Galv.)	
BPJ42	42" J Bunk Post	
BPJ42GALV	42" J Bunk Post (Galv.)	

Feed Trough

Item	Description	
NFSS1244	Stainless Steel feed trough (per foot) 6 anchors @ 96"x28.5" section	
SSTC14134	Stainless Steel tapcons (for feed trough) use ⅞ hammer drill bit	
CK6x9	Tile 6" x 9"	
TP820	Trough PVC (per foot)	

Gate Troughs



Item	Description
GT4	4 ft. trough only (Requires 2 GTHK Hanger Kits) (Powder-coated)
GT4GALV	4 ft. trough only (Galv.) (Requires 2 GTHK Hanger Kits)
GT5	5 ft. trough only (Requires 2 GTHK Hanger Kits) (Powder-coated)
GT5GALV	5 ft. trough only (Galv.) (Requires 2 GTHK Hanger Kits)
GT6	6 ft. trough only (Requires 2 GTHK Hanger Kits) (Powder-coated)
GT6GALV	6 ft. trough only (Galv.) (Requires 2 GTHK Hanger Kits)
GT7	7 ft. trough only (Requires 2 GTHK Hanger Kits) (Powder-coated)
GT7GALV	7 ft. trough only (Galv.) (Requires 2 GTHK Hanger Kits)
GT8	8 ft. trough only (Requires 2 GTHK Hanger Kits) (Powder-coated)
GT8GALV	8 ft. trough only (Galv.) (Requires 2 GTHK Hanger Kits)
GT9	9 ft. trough only (Requires 2 GTHK Hanger Kits) (Powder-coated)
GT9GALV	9 ft. trough only (Galv.) (Requires 2 GTHK Hanger Kits)
GT10	10 ft. trough only (Requires 3 GTHK Hanger Kits) (Powder-coated)
GT10GALV	10 ft. trough only (Galv.) (Requires 3 GTHK Hanger Kits)
GT11	11 ft. trough only (Requires 3 GTHK Hanger Kits) (Powder-coated)
GT11GALV	11 ft. trough only (Galv.) (Requires 3 GTHK Hanger Kits)
GT12	12 ft. trough only (Requires 3 GTHK Hanger Kits) (Powder-coated)
GT12GALV	12 ft. trough only (Galv.) (Requires 3 GTHK Hanger Kits)
GT13	13 ft. trough only (Requires 3 GTHK Hanger Kits) (Powder-coated)
GT13GALV	13 ft. trough only (Galv.) (Requires 3 GTHK Hanger Kits)
GT14	14 ft. trough only (Requires 3 GTHK Hanger Kits) (Powder-coated)
GT14GALV	14 ft. trough only (Galv.) (Requires 3 GTHK Hanger Kits)
GT15	15 ft. Trough only (Requires 3 GTHK Hanger Kits) (Powder-coated)
GT15GALV	15 ft. Trough only (Galv.) (Requires 3 GTHK Hanger Kits)
GT16	16 ft. Trough only (Requires 3 GTHK Hanger Kits) (Powder-coated)
GT16GALV	16 ft. Trough only (Galv.) (Requires 3 GTHK Hanger Kits)

Gate Trough Hangers

Item	Description		Item	Description	
GTHANGER	Gate trough hanger (Powder-coated)		GTHK	Gate trough hanger Kit (Powder-coated)	
GTHANGERGALV	Gate trough hanger (Galv.)		GTHKGALV	Gate trough hanger Kit (Galv.)	

Hay Feeder Panels & Cradle



Item	Description
HBFO400PANEL	4' Hay Feeder Panel
HBFO600PANEL	6' Hay Feeder Panel
HBFO700PANEL	7' Hay Feeder Panel
HBFO800PANEL	8' Hay Feeder Panel
HBFO1000PANEL	10' Hay Feeder Panel
HBFO1200PANEL	12' Hay Feeder Panel
HBFO700RACK	7' Hay Cradle

Hay Racks

Item	Description	
HFR1000	Hay rack end panel set (Powder-coated)	
HFR1000GALV	Hay rack end panel set (Galv.)	
HFR1700	Hay rack 18" (Powder-coated)	
HFR1700GALV	Hay rack 18" (Galv.)	
HFR2000	Hay rack center brace set (Powder-coated)	
HFR2000GALV	Hay rack center brace set (Galv.)	

Item	Description	
HFR3600	Hay rack assembly 3 ft. (Powder-coated)	
HFR3600GALV	Hay rack assembly 3 ft. (Galv.)	
HFR4800	Hay rack assembly 4 ft. (Powder-coated)	
HFR4800GALV	Hay rack assembly 4 ft. (Galv.)	
HFR6000	Hay rack assembly 5 ft. (Powder-coated)	
HFR6000GALV	Hay rack assembly 5 ft. (Galv.)	
HFR7200	Hay rack assembly 6 ft. (Powder-coated)	
HFR7200GALV	Hay rack assembly 6 ft. (Galv.)	

Feeder Wagon with Headlocks



Item	Description
HEBR516	5' x 16' Headlock Feeder Wagon With Headlock Gate (18) (Powder-coated)
HEBR516GALV	5' x 16' Headlock Feeder Wagon With Headlock Gate (18) (Galv.)
HEBR520	5' x 20' Headlock Feeder Wagon with Headlock Gate (24) (Powder-coated)
HEBR520GALV	5' x 20' Headlock Feeder Wagon with Headlock Gate (24) (Galv.)



Item	Description
HEBR524	5' x 24' Headlock Feeder Wagon with Headlock Gate (28) (Powder-coated)
HEBR524GALV	5' x 24' Headlock Feeder Wagon with Headlock Gate (28) (Galv.)
HEBR720	7' x 20' Headlock Feeder Wagon with Headlock Gate (27) (Powder-coated)
HEBR720GALV	7' x 20' Headlock Feeder Wagon with Headlock Gate (27) (Galv.)

Feed Rail Mounting Brackets

Item	Description	
FRC02FS	2" feed rail clamp - flat mount (Powder-coated)	
FRC02FSGALV	2" feed rail clamp - flat mount (Galv.)	
FRC02R-25	2" feed rail clamp - 2 1/2" rd pipe (Powder-coated)	
FRC02R-25GALV	2" feed rail clamp - 2 1/2" round pipe (Galv.)	
FRC02R-3	2" feed rail clamp - 3" round pipe (Powder-coated)	

Item	Description	
FRC02R-35	2" feed rail clamp - 3 1/2" round pipe (Powder-coated)	
FRC02R-35GALV	2" feed rail clamp - 3 1/2" round pipe (Galv.)	
FRC02R-3GALV	2" feed rail clamp - 3" round pipe (Galv.)	
FRC02R-4	2" Feed Rail Clamp - 4" round pipe (Powder-coated)	
FRC02R-4GALV	2" feed rail clamp for 4" pipe Galv.	

Feed Rails



Item	Description
FR02-10	Feed rail 10 ft. long x 2 3/8" OD (Powder-coated)
FR02-10GALV	Feed rail 10 ft. long x 2 3/8" OD (Galv.)
FR02-12	Feed rail 12 ft. long x 2 3/8" OD (Powder-coated)



Item	Description
FR02-12GALV	Feed rail 12 ft. long x 2 3/8" OD (Galv.)
FR02-20	Feed rail 20 ft. long x 2 3/8" OD (Powder-coated)
FR02-20GALV	Feed rail 20 ft. long x 2 3/8" OD (Galv.)

Milker Cart & Accessories




Milker Carts

We have increased the durability of our Milker Carts – and at the same time significantly reduced the price. We improved the design to one universal cart that can handle the bulk of dairy needs. The MC-55 holds up to 10 milking units, and is easily maneuvered with 2 heavy-duty front swivel wheels that no longer have bearings to rust out. The large pneumatic rear tires move smoothly over irregular barn floors.





- Expanded metal tray on the bottom for easy cleaning – 55"L x 14"W x 6"H
- Conveniently located front pull handle
- Lower profile moves easily under pipes
- Wide track design provides stability
- Durable plastic utility tray with drawer for vet supplies
- Conveniently packaged to ship UPS or FedEx
- 55"L x 24½"W x 64"H
- Available with either a paper towel holder or bucket holder



Item	Description	
MC55	Milker cart (55" - 6-10 units)	[Shown Above]
MC5510	Milker Cart Tool Box Bracket	
631P	Towel dispenser only	
MC52-1	Air Tire Wheel	
MC52-7	Plastic Tote with Drawer	
MC5501	Front Panel (For MC55 Milker Cart)	

Item	Description	
MC5502	Rear Panel (For MC55 Milker Cart)	
MC5503	Left Side Panel (For MC55 Milker Cart)	
MC5504	Right Side Panel (For MC55 Milker Cart)	
MC5505	Expanded Metal Floor (For MC55 Milker Cart)	
MC5506	Axle (For MC55 Milker Cart)	
MC5507	Post (For MC55 Milker Cart)	
MC5508	Milker Rack (For MC55 Milker Cart)	

Milker Cart & Accessories - Continued

Item	Description		Item	Description	
MC5509	Handle (For MC55 Milker Cart)		MC5513	Steel Paper Towel Dispenser	
MC5511	Bucket Holder		MC5513K	Steel Paper Towel Dispenser with mounting bracket	
MC5512	Paper Towel Dispenser Mounting Bracket				
MC5512K	Paper Towel Dispenser with mounting bracket		TP501	5" Caster Wheel for MC55	

CK Manufacturing, LLC

We offer a variety of headlocks for all of your needs. We create specialty headlocks including Highlander, sheep, and headlocks with man-gates built in.

Our headlocks can easily be converted to gates in which a feed trough can be added.

We provide inline and tipout mounting options.

**GATORSHIELD
TOUGH**

Stronger. Greener. Better.
**POWDER
TOUGH
COATED**



**New
Heavier
Design**



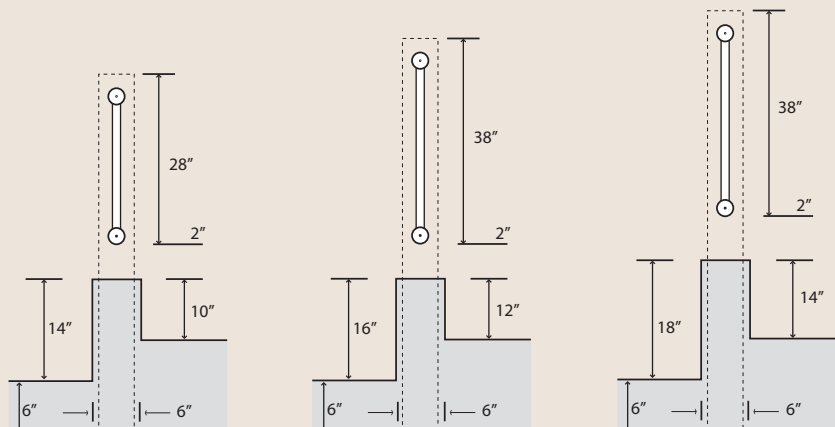
Our headlocks are easy to install. The opening is designed for maximum cow comfort and efficiency. Simple and compact latch mechanism requires no field adjustments and is easy to operate.

**Available in
powder-coated
or galvanized**

Headlock Features

- Cushioned stop for quiet and safe operation
- Lock on each yoke allows each animal to be retained or removed individually
- Spring-loaded neck bar for easy removal and adjustment on calf & heifer locks
- Can be used as either bottom release or conventional use headlocks
- Heavy-duty construction
- Round steel posts available for curb-mounting, or mounting on concrete bunks

Three Sizes Available



Headlocks

Individual cow lock provides greater control.

Cow-friendly design for easy entry and exit.



The control handle can be mounted anywhere with NO drilling.

Available in powder-coated or galvanized

Headlock Mounting Hardware



Inline round center post mount



Single round center end post mount



Facemount for round steel post



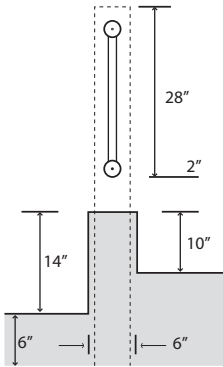
Inline wood post mount



Face flat post mount



Calf Headlocks




Description

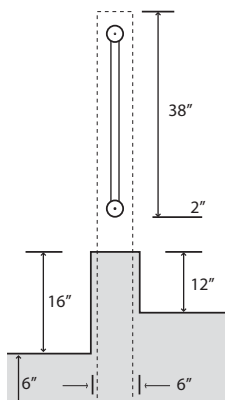
- Made from 1.9 O.D. 13 gauge high yield steel tube
- Spaced on 16" center
- Easily adjustable for 4, 5½" & 6" opening
- 28" high fence
- For animals 250 lbs. to 600 lbs.

Options

- Our standard lengths are from 1 lock per 2 feet to 8 locks per 12 feet
- We make to opening size
- Galvanized or powder-coated
- Inline, facemount, or tip out mounting
- Gate kit

CABR Series Calf Headlocks with Round Tubing

Heifer Headlocks



Description

- Made from 1.9 O.D. 13 gauge high yield steel tube
- Spaced on 17 $\frac{3}{4}$ " center.
- Easily adjustable for 5 $\frac{1}{2}$ " & 7 $\frac{1}{2}$ " opening
- 38" high fence
- For animals 600 lbs. and up.

Options

- Our standard lengths are from 1 lock per 2 feet to 7 locks per 12 feet
- We make to opening size
- Galvanized or powder-coated
- Inline, facemount, or tip out mounting
- Gate kit

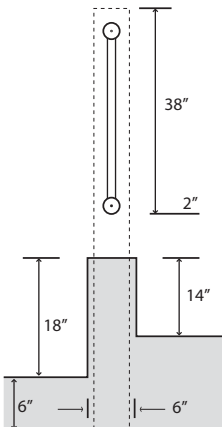
HEBR Series Heifer Headlocks with Round Tubing



HES Series Heifer Headlocks with Square Tubing



Cow Headlocks



Description

- Made from 1.9 O.D. 13 gauge high yield steel tube
- Spaced on 23" center
- 7½" yoke opening
- 38" high fence
- For animals 1,000 lbs. and up

Options

- Our standard lengths are from 1 lock per 2 feet to 6 locks per 12 feet
- We make to opening size
- Galvanized or powder-coated
- Inline, facemount, or tip out mounting
- Gate kit

COBR Series

Cow Headlocks with Round Tubing




COST Series

Cow Headlocks with Square Tubing




Headlocks

Hospital Headlocks

Item	Description	
HOLO	Hospital Headlock 36" Long x 48" High (Powder-coated)	
HOLOGALV	Hospital Headlock 36" Long x 48" High (Galv.)	

Bull Headlocks

Item	Description	
BULLHL	Bull Headlock 38" Wide x 48" high (Powder-coated)	
BULLHLGALV	Bull Headlock 38" Wide x 48" high (Galv.)	



Headlock Gate Kits (38" High)

Item	Description	Item	Description
HEG38	38" High headlock gate kit (Any Length) (bottom release) (Powder-coated)	HEG38GALV	38" High headlock gate kit (Galv.) (Any Length) (bottom release)

Headlock Gate Kits (48" High)



Item	Description	Item	Description
HEG48-4	48" High headlock gate kit (0-4') (bottom release) (Powder-coated)	HEG48-8GALV	48" High headlock gate kit (6-8') (bottom release) (Galv.)
HEG48-4GALV	48" High headlock gate kit (0-4') (bottom release) (Galv.)	HEG48-10	48" High headlock gate kit (8-10') (bottom release) (Powder-coated)
HEG48-6	48" High headlock gate kit (4-6') (bottom release) (Powder-coated)	HEG48-10GALV	48" High headlock gate kit (8-10') (bottom release) (Galv.)
HEG48-6GALV	48" High headlock gate kit (4-6') (bottom release) (Galv.)	HEG48-12	48" High headlock gate kit (10-12')(bottom release) (Powder-coated)
HEG48-8	48" High headlock gate kit (6-8') (bottom release) (Powder-coated)	HEG48-12GALV	48" High headlock gate kit (10-12')(bottom release) (Galv.)

Headlock Accessories

Item	Description		Item	Description	
BR1002	Headlock Tripper		CHGALV	Control Handle For Headlocks (Galv.)	
BR1007	Tripper Lock		CS554	Center Curb Support Bracket (Powder-coated)	
BR1007GALV	Tripper Lock (Galv.)		CS554GALV	Center Curb Support Bracket (Galv.)	
BR1008	Bar Connector		CSTM	Center Curb Support Top Mount (Powder-coated)	
BR1011	Pivot Pipe		CSTM GALV	Center Curb Support Top Mount (Galv.)	
BR1013	Headlock Yoke (Powder-coated)		HEAB	Adjustable bar for heifer headlocks (Powder-coated)	
BR1013GALV	Headlock Yoke (Galv.)		HEABGALV	Adjustable bar for heifer headlocks (Galv.)	
BR1021	Calf Headlock Yoke		HLS124	Spring for control handle	
BR1021GALV	Calf Headlock Yoke (Galv.)		HLS175	Spring for adjustable bar	
BR1023	Headlock Adapter Block		KA-BEEFPIPE	1 1/4" beef pipe (per ft.) (Powder-coated)	
BR1023GALV	Headlock Adapter Block (Galv.)				
BR1024	Tripper Lock, for calf headlocks				
BR1024GALV	Tripper Lock, for calf headlocks (Galv.)				
CAAB	Adjustable Bar for Calf Headlocks (Powder-coated)				
CAABGALV	Adjustable Bar For Calf Headlocks (Galv.)				
CH	Control Handle For Headlocks (Powder-coated)				

Slant Bars



CK Manufacturing's slant bar feed-through gates and fences are custom built to any length. The top and bottom bars are 1.9" O.D. 13 gauge wall, high yield steel tube. Slant bars are 1" schedule 40 pipe.



Slant bar panels are available in three sizes

Size	Opening	Height
Calf	10½"	28" or 38"
Heifer	12½"	38" or 48"
Cow	14½"	38" or 48"

Available in powder-coated or galvanized



CK Manufacturing gate troughs are constructed of 14 gauge steel and measure 8" deep x 13½" wide at the top.

Description

- Top and bottom bars are 1.9 O.D. 13 gauge wall, high yield steel tube
- Slant bars are 1" schedule 40 pipe
- 10½" openings between slats
- 2 height sizes
- With or without flats
- For animals up to 600 lbs.

Options

- Our standard lengths are from 5 feet to 16 feet
- We make to opening size
- Galvanized or powder-coated
- Inline, facemount, or tip out mounting

28" Calf Slant Bar



SCA28 Series

28" Calf Slant Bar with Open Ends



SCA28F Series

28" Calf Slant Bar with Flats



38" Calf Slant Bar



SCA38 Series

38" Calf Slant Bar with Open Ends



SCA38F Series

38" Calf Slant Bar with Flats



Description

- Top and bottom bars are 1.9 O.D. 13 gauge wall, high yield steel tube
- Slant bars are 1" schedule 40 pipe
- 12½" openings between slats
- 2 height sizes
- With or without flats
- For animals up to 1,000 lbs.


Options

- Our standard lengths are from 5 feet to 16 feet
- We make to opening size
- Galvanized or powder-coated
- Inline, facemount, or tip out mounting

38" Heifer Slant Bar



SHE38 Series

38" Heifer Slant Bar with Open Ends



SHE38F Series

38" Heifer Slant Bar with Flats



48" Heifer Slant Bar



SHE48 Series

48" Heifer Slant Bar with Open Ends



SHE48F Series

48" Heifer Slant Bar with Flats



Description

- Top and bottom bars are 1.9 O.D. 13 gauge wall, high yield steel tube
- Slant bars are 1" schedule 40 pipe
- 14½" openings between slats
- 2 height sizes
- With or without flats
- For animals up 1,000 lbs. and up

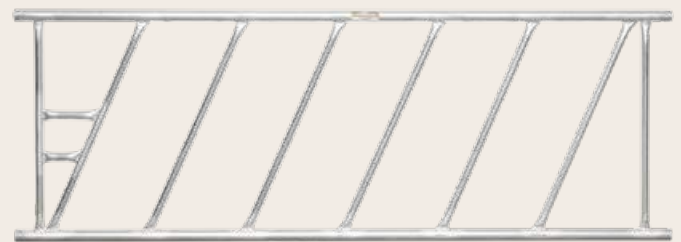
Options

- Our standard lengths are from 5 feet to 16 feet
- We make to opening size
- Galvanized or powder-coated
- Inline, facemount, or tip out mounting

38" Cow Slant Bar



SCO38 Series

38" Cow Slant Bar with Open Ends



SCO38F Series



38" Cow Slant Bar with Flats



48" Cow Slant Bar



SCO48 Series

48" Cow Slant Bar with Open Ends



SCO48F Series

48" Cow Slant Bar with Flats



CK Manufacturing fences are made of heavy-duty tubing
to last years longer than uncoated tubing.
Don't throw money away with cheap fencing!

***We make gate panels and
corral panels too!***

We make panels to fulfill a variety of needs.
Fence panels, gate panels, and
corral panels are our most popular;
however, we provide sloped panels as well.




Fence Panels


Description	Options
<ul style="list-style-type: none">Made of 1.9 O.D. high yield steel tube2 standard height sizesWith or without flats	<ul style="list-style-type: none">Our standard lengths are from 5 feet to 15 feetWe make to opening sizeGalvanized or powder-coated

38" Fence Panels

F38 Series
38" Fence Panels with Open Ends




F38F Series
38" Fence Panels with Flats



48" Fence Panels

F48 Series

48" Fence Panels with Open Ends



F48F Series

48" Fence Panels with Flats



54" Fence Panels

F54 Series

54" Fence Panels with Open Ends



























F54F Series























54" Fence Panels with Flats






















Inline Mounting Clamps

Item	Description		Item	Description	
FM552	Flat Mount Bracket for wood post (Powder-coated)		RC255	Clamp Weldment w/ Stub (For 2½" pipe) (Powder-coated)	
FM552GALV	Flat Mount Bracket for wood post (Galv.)		RC255GALV	Clamp Weldment w/ Stub (For 2½" pipe) (Galv.)	
RC20C	Center Clamp for 2" Pipe (Powder-coated)		RC25C	Center Clamp for 2½" Pipe (Powder-coated)	
RC20CGALV	Center Clamp for 2" Pipe (Galv.)		RC25CGALV	Center Clamp for 2½" Pipe (Galv.)	
RC20E	End Clamp for 2" Pipe (Powder-coated)		RC25E	End Clamp for 2½" Pipe (Powder-coated)	
RC20EGALV	End Clamp for 2" Pipe (Galv.)		RC25EGALV	End Clamp for 2½" Pipe (Galv.)	
RC225	Clamp Weldment w/ Stub (For 2" pipe) (Powder-coated)		RC30-9	90 Degree Corner Clamp for 3" Pipe (Powder-coated)	
RC225GALV	Clamp Weldment w/ Stub (For 2" pipe) (Galv.)		RC30-9GALV	90 Degree Corner Clamp for 3" Pipe (Galv.)	
RC25-9	90° Corner Clamp for 2½" Pipe (Powder-coated)		RC30-9K	90 Degree Corner Clamp ** Kit ** for 3" Pipe (Powder-coated)	
RC25-9GALV	90° Corner Clamp for 2½" Pipe (Galv.)		RC30-9KGALV	90 Degree Corner Clamp ** Kit ** for 3" Pipe (Galv.)	
RC25-9K	90 Degree Corner Clamp ** Kit ** for 2½" Pipe (Powder-coated)		RC30C	Center Clamp for 3" Pipe (Powder-coated)	
RC25-9KGALV	90 Degree Corner Clamp ** Kit ** for 2½" Pipe (Galv.)		RC30CGALV	Center Clamp for 3" Pipe (Galv.)	






























Inline Mounting Clamps - Continued

Item	Description		Item	Description	
RC30E	End Clamp for 3" Pipe (Powder-coated)		RC35EGALV	End Clamp for 3½" Pipe (Galv.)	
RC30EGALV	End Clamp for 3" Pipe (Galv.)		RC40-9	90° Corner Clamp for 4" Pipe (Powder-coated)	
RC335	Clamp Weldment w/ Stub (For 3" pipe) (Powder-coated)		RC40-9GALV	90° Corner Clamp for 4" Pipe (Galv.)	
RC335GALV	Clamp Weldment w/ Stub (For 3" pipe) (Galv.)		RC40-9K	90 Degree Corner Clamp ** Kit ** for 4" Pipe (Powder-coated)	
RC35-9	90 Degree Corner Clamp for 3½" Pipe (Powder-coated)		RC40-9KGALV	90 Degree Corner Clamp ** Kit ** for 4" Pipe (Galv.)	
RC35-9GALV	90 Degree Corner Clamp for 3½" Pipe (Galv.)		RC40C	Center Clamp for 4" Pipe (Powder-coated)	
RC35-9K	90 Degree Corner Clamp ** Kit ** for 3½" Pipe (Powder-coated)		RC40CGALV	Center Clamp for 4" Pipe (Galv.)	
RC35-9KGALV	90 Degree Corner Clamp ** Kit ** for 3½" Pipe (Galv.)		RC40E	End Clamp for 4" Pipe (Powder-coated)	
RC35C	Center Clamp for 3½" Pipe (Powder-coated)		RC40EGALV	End Clamp for 4" Pipe (Galv.)	
RC35CGALV	Center Clamp for 3½" Pipe (Galv.)		RC445	Clamp Weldment w/ Stub (For 3½" & 4" pipe) (Powder-coated)	
RC35E	End Clamp for 3½" Pipe (Powder-coated)		RC445GALV	Clamp Weldment w/ Stub (For 3½" & 4" pipe) (Galv.)	











Inline Mounting Clamps - Continued

Item	Description		Item	Description	
RC50-9	90° Corner Clamp for 5" Pipe (Powder-coated)		RC60-9K	90 Degree Corner Clamp ** Kit ** for 6" Pipe (Powder-coated)	
RC50-9GALV	90° Corner Clamp for 5" Pipe (Galv.)		RC60-9KGALV	90 Degree Corner Clamp ** Kit ** for 6" Pipe (Galv.)	
RC50-9K	90 Degree Corner Clamp ** Kit ** for 5" Pipe (Powder-coated)		RC60C	Center Clamp for 6" pipe (Powder-coated)	
RC50-9KGALV	90 Degree Corner Clamp ** Kit ** for 5" Pipe (Galv.)		RC60CGALV	Center Clamp for 6" pipe (Galv.)	
RC50C	Center Clamp for 5" Pipe (Powder-coated)		RC60E	End clamp for 6" pipe (Powder-coated)	
RC50CGALV	Center Clamp for 5" Pipe (Galv.)		RC60EGALV	End Clamp for 6" pipe (Galv.)	
RC50E	End Clamp for 5" Pipe (Powder-coated)		RC665	Clamp Weldment w/ Stub (For 5" & 6" pipe) (Powder-coated)	
RC50EGALV	End Clamp for 5" Pipe (Galv.)		RC665GALV	Clamp Weldment w/ Stub (For 5" & 6" pipe) (Galv.)	
RC60-9	90° Corner Clamp for 6" Pipe (Powder-coated)		WMB166GALV	Weld-on mounting bracket (Galv.)	
RC60-9GALV	90° Corner Clamp for 6" Pipe (Galv.)				










Face Mounting Clamps

Item	Description		Item	Description	
EM555	Extension Surface Mount for Wood Post (Powder-coated)		EP50GALV	5" Pipe clamp Galv.	
EM555GALV	Extension Surface Mount for Wood Post (Galv.)		EP60	6" Pipe clamp (Powder-coated)	
EMR20	Extension Surface Mount for 2" Pipe (Powder-coated)		EP60GALV	6" Pipe clamp Galv.	
EMR20GALV	Extension Surface Mount for 2" Pipe (Galv.)		FM102ST	2" Sq. tube face mount clamp (Powder-coated)	
EMR25	Extension surface mount for 2½" pipe (Powder-coated)		FM102ST GALV	2" Sq. tube face mount clamp (Galv.)	
EMR25GALV	Extension surface mount for 2½" pipe (Galv.)		FM102STL	2" Sq. tube face mount clamp, 5¼" long (Powder-coated)	
EMR30	Extension surface mount for 3" pipe (Powder-coated)		FM102STL GALV	2" Sq. tube face mount clamp, 5¼" long (Galv.)	
EMR30GALV	Extension surface mount for 3" pipe (Galv.)		FM25	Face mount clamp for 2½" round pipe (MFK280 Recommended) (Powder-coated)	
EP20	2" Pipe clamp (Powder-coated)		FM25GALV	Face mount clamp for 2½" round pipe (Galv.) (MFK280 Recommended)	
EP20GALV	2" Pipe clamp Galv.		FM30	Face mount clamp for 3" round pipe (MFK280 Recommended) (Powder-coated)	
EP25	2½" Pipe clamp (Powder-coated)		FM30GALV	Face mount clamp for 3" round pipe (Galv.) (MFK280 Recommended)	
EP25GALV	2½" Pipe clamp Galv.		FM35	Face mount clamp for 3½" round pipe (MFK280 Recommended) (Powder-coated)	
EP30	3" Pipe clamp (Powder-coated)		FM35GALV	Face mount clamp for 3½" round pipe (Galv.) (MFK280 Recommended)	
EP30GALV	3" Pipe clamp Galv.				
EP40	4" Pipe clamp (Powder-coated)				
EP40GALV	4" Pipe clamp Galv.				
EP50	5" Pipe clamp (Powder-coated)				

Face Mounting Clamps - Continued

Item	Description		Item	Description	
FM40	Face mount clamp for 4" round pipe (MFK280 Recommended) (Powder-coated)		FM553GALV	Face mount long clamp for wood post (Galv.)	
FM40GALV	Face mount clamp for 4" round pipe (Galv.)(MFK280 Recommended)		RS25	Round surface mount clamp for 2 1/2" pipe	
MFK280	Stub connector for slant bar or headlock		RS25GALV	Round surface mount clamp for 2 1/2" pipe (Galv.) ** Kit**	
STMFK280	Stub Connector for Sq. Tubing Headlock		RS25ST	Round surface mount clamp (Sq. Tube) for 2 1/2" pipe (Powder-coated) ** Kit**	
FM553	Face mount clamp for wood post (Powder-coated)		RS25STGALV	Round surface mount clamp (Sq. Tube) for 2 1/2" Pipe (Galv.) ** Kit**	
FM553-L	Face mount long clamp for wood post (Powder-coated)		RS30	Round surface clamp set 3" pipe	
FM553-LGALV	Face mount long clamp for wood post (Galv.)		RS30GALV	Round surface mount clamp for 3" pipe (Galv.) ** Kit**	
			RS30ST	Round surface mount clamp (Sq. Tube) for 3" pipe (Powder-coated) ** Kit**	
			RS30STGALV	Round surface mount clamp (Sq. Tube) for 3" pipe (Galv.) ** Kit**	

Adjustable Ends


Item	Description		Item	Description	
AE38	Adjustable end 38" (Powder-coated)		AEF48	Adjustable end F48 series (Powder-coated)	
AE38GALV	Adjustable end 38" (Galv.)		AEF48GALV	Adjustable end F48 series (Galv.)	
AE48	Adjustable end 48" (Powder-coated)		AEF54	Adjustable end F54 series (Powder-coated)	
AE48GALV	Adjustable end 48" (Galv.)		AEF54GALV	Adjustable end F54 series (Galv.)	
AEF38	Adjustable end F38 series (Powder-coated)				
AEF38GALV	Adjustable end F38 series (Galv.)				

CK Manufacturing offers a large selection of gates. Cow walk, counter balance, finger, and guillotine gates are only some of the specialty gates we manufacture.

Adjustable hinges are standard

All gates and fencing are made of 1.9" outside diameter steel tubing with 13 gauge high yield steel tube.

- 15% heavier than 14 gauge.
- 45% heavier than 16 gauge.
- 85% heavier than 18 gauge.



Counter Balance Gate

Gates and fencing can be custom-built to your specifications. Standard heights are 38" high (4 bars), 48" high (5 bars), and 54" high (6 bars).



Double Hinged Gate

The gate that opens from either end!



Double hinged gates are made of 1.9" outside diameter steel tubing with 13-gauge high yield steel tube.

- One hand opening
- Slam closing with positive latch
- Powder-coated or galvanized
- Custom sizes available
- Multiple mounting options available

Scissor Gate



This convenient gate swings up and out of the way.

Excellent choice for tight areas in free stall barns, and as a safety gate at loading docks.

Description

- Made of 1.9 O.D. 13 gauge high yield steel tubing
- 3 standard heights

Options

- Our standard lengths are from 3 feet to 20 feet
- We manufacture to opening size
- Galvanized or powder-coated

Gates

G38 Series

38" High Gates




G48 Series

48" High Gates



G54 Series

54" High Gates



Description

- Gate perimeter is made from 1.9 O.D. 13 gauge wall high yield steel tubing
- Slant bars are 1" schedule 40 pipe
- 2 standard heights
- Two stubs are used to secure slant bar gates


Options

- Our standard lengths are from 5 feet to 20 feet
- We manufacture to opening size
- Galvanized or powder-coated
- Varying configurations including:
 - calf, heifer, or cow slant spacing
 - full slant or $\frac{3}{4}$ slant with feed trough rail



Slant Bar Gates

G38S Series

38" High Slant Bar Gates

**G48S Series**

48" High Slant Bar Gates



Description

- Made of 1.9 O.D. 13 gauge high yield steel tubing
- 3 standard heights
- Retracts approx. 5" less than its standard length
- Extends approx. 1 1/3 standard length

Options

- Our standard lengths are from 6 feet to 20 feet
- We manufacture to opening size
- Galvanized or powder-coated

Telescoping Gates

G38T Series

38" High Telescoping Gates



G48T Series

48" High Telescoping Gates



G54T Series

54" High Telescoping Gates




Description

- Sides made of 1.66 O.D. 16 gauge tube
- Rails made of 1.66 O.D. 18 gauge tube
- Expanded steel mesh
- With chain plate
- Powder-coated black

Options


- Our standard lengths are from 4 feet to 16 feet at 2 foot increments
- We make to opening size

48" High Full Mesh Fence Gates (Light Duty)



Item	Description
CK4AMG	4' Wide All Mesh Gate
CK6AMG	6' Wide All Mesh Gate
CK8AMG	8' Wide All Mesh Gate
CK10AMG	10' Wide All Mesh Gate
CK12AMG	12' Wide All Mesh Gate
CK14AMG	14' Wide All Mesh Gate
CK16AMG	16' Wide All Mesh Gate

48" High Half Mesh Fence Gates (Light Duty)





Item	Description
CK4MG	4' Wide Half Mesh Gate
CK6MG	6' Wide Half Mesh Gate
CK8MG	8' Wide Half Mesh Gate
CK10MG	10' Wide Half Mesh Gate
CK12MG	12' Wide Half Mesh Gate
CK14MG	14' Wide Half Mesh Gate
CK16MG	16' Wide Half Mesh Gate

48" High Fence Gates (Light Duty)



Item	Description
CK4TG	4' Wide Tube Gate
CK6TG	6' Wide Tube Gate
CK8TG	8' Wide Tube Gate
CK10TG	10' Wide Tube Gate
CK12TG	12' Wide Tube Gate
CK14TG	14' Wide Tube Gate
CK16TG	16' Wide Tube Gate


Gate Stubs (Bolt-On)

Item	Description	
GSK	Gate Stub Kit with Bolts (Powder-coated)	
GSKGALV	Gate Stub Kit with Bolts (Galv.)	

Wheel Kit (For Gates)

Item	Description	
GWK	8" Wheel Kit for gate (Powder-coated)	
GWKGALV	8" Wheel Kit for gate (Galv.)	
W82807	8" Wheel w/ 1/2" Bore - For GWK	



























Gate and Fence Panel Options

Item	Description	
KA-GLCHAIN	Chain Plate and Chain Welded to Gate	
KA-HS14G	Hay Saver Panel14G (per ft.)	

Item	Description	
KA-WATER Notch	Water Notch on Gates or Fence Panel	
SPRING BOLT LATCH	Spring bolt latch welded to gate	



Gate Hinges

Item	Description		Item	Description	
GBH07FK	Bolt hinge 7" long (full thread) (Powder-coated)		GCH03-002	Clamp Hinge for 3" Pipe w/6" pin (Powder-coated)	
GBH07FKGALV	Bolt hinge 7" long(full thread) (Galv.)		GCH03-002GALV	Clamp Hinge for 3" Pipe w/6" pin (Galv.)	
GBH11FK	Bolt hinge 11" long (full thread) (Powder-coated)		GCH03-003	End Clamp for 3" Pipe (Powder-coated)	
GBH11FKGALV	Bolt hinge 11" long (full thread) (Galv.)		GCH03-003GALV	End Clamp for 3" Pipe (Galv.)	
GBH15FK	Bolt hinge 15" long(full thread) (Powder-coated)		GCH03K	Clamp hinge for 3" pipe (Powder-coated)	
GBH15FKGALV	Bolt hinge 15" long (full thread) (Galv.)		GCH03K	Clamp hinge for 3" pipe (Powder-coated)	
GCC38	38" continuous corner (Powder-coated)		GCH03K	Clamp hinge for 3" pipe (Powder-coated)	
GCC38GALV	38" continuous corner (Galv.)		GCH03K	Clamp hinge for 3" pipe (Powder-coated)	
GCC48	48" continuous corner hinge (Powder-coated)		GCH03K	Clamp hinge for 3" pipe (Powder-coated)	
GCC48GALV	48" continuous corner hinge (Galv.)		GCH03K	Clamp hinge for 3" pipe (Powder-coated)	
GCC54	54" continuous corner hinge (Powder-coated)		GCH03K	Clamp hinge for 3" pipe (Powder-coated)	
GCC54GALV	54" continuous corner hinge (Galv.)		GCH03K	Clamp hinge for 3" pipe (Powder-coated)	
GCH03-001	Clamp Hinge for 3" pipe w/7" pin (Powder-coated)		GCH04-001	Clamp Hinge for 4" Pipe w/7" pin (Powder-coated)	
GCH03-001GALV	Clamp Hinge for 3" pipe w/7" pin (Galv.)		GCH04-001GALV	Clamp Hinge for 4" Pipe w/7" pin (Galv.)	
GCH03-001GALV	Clamp Hinge for 3" pipe w/7" pin (Galv.)		GCH04-002	Clamp Hinge for 4" Pipe w/6" pin (Powder-coated)	

Gate Hinges - Continued

Item	Description	
GCH04-002GALV	Clamp Hinge for 4" Pipe w/6" pin (Galv.)	
GCH04-003	End Clamp for 4" Pipe (Powder-coated)	
GCH04-003GALV	End Clamp for 4" Pipe (Galv.)	
GCH04K	Clamp hinge for 4" pipe (Powder-coated)	
GCH04KGALV	Clamp hinge for 4" pipe (Galv.)	
GCH05-001	Clamp Hinge for 5" Pipe w/7" pin (Powder-coated)	
GCH05-001GALV	Clamp Hinge for 5" Pipe w/7" pin (Galv.)	
GCH05-002	Clamp Hinge for 5" Pipe w/6" pin (Powder-coated)	
GCH05-002GALV.	Clamp Hinge for 5" Pipe w/6" pin (Galv.)	
GCH05-003	End Clamp for 5" Pipe (Powder-coated)	

Item	Description	
GCH05-003GALV	End Clamp for 5" Pipe (Galv.)	
GCH05K	Clamp hinge for 5" pipe (Powder-coated)	
GCH05KGALV	Clamp hinge for 5" pipe (Galv.)	
GCH06-001	Clamp Hinge for 6" Pipe w/7" pin (Powder-coated)	
GCH06-001GALV	Clamp Hinge for 6" Pipe w/7" pin (Galv.)	
GCH06-002	Clamp Hinge for 6" Pipe w/6" pin (Powder-coated)	
GCH06-002GALV	Clamp Hinge for 6" Pipe w/6" pin (Galv.)	
GCH06-003	End Clamp for 6" Pipe (Powder-coated)	
GCH06-003GALV	End Clamp for 6" Pipe (Galv.)	
GCH06K	Clamp hinge for 6" pipe (Powder-coated)	

Gate Hinges - Continued

Item	Description		Item	Description	
GCH06KGALV	Clamp hinge for 6" pipe (Galv.)		GPH10T	Plate hinge for gate (Powder-coated)	
GCH38	38" continuous plate hinge (Powder-coated)		GPH10TGALV	Plate Hinge for Gate (Galv.)	
GCH38GALV	38" continuous plate hinge (Galv.)		GSH10	Lag hinges for gate	
GCH48	48" continuous plate hinge (Powder-coated)		GWH10B	Weld hinges 3/4" pin (Bottom)	
GCH48GALV	48" continuous plate hinge (Galv.)		GWH10BGALV	Weld hinges 3/4" pin (Bottom) (Galv.)	
GCH54	54" continuous plate hinge (Powder-coated)		GWH10K	Weld hinges 3/4" pin	
GCH54GALV	54" continuous plate hinge (Galv.)		GWH10KGALV	Weld hinges 3/4" pin (Galv.)	
GHA	Female ajt. Gate Hinge (Powder-coated)		GWH10T	Weld hinges 3/4" pin (Top)	
GHAGALV	Female ajt. Gate Hinge (Galv.)		GWH10TGALV	Weld hinges 3/4" pin (Top) (Galv.)	
GH34	Set Adj. MP hinges		GWH11K	Weld hinges 1" pin	
GPH10B	Plate hinge for gate (Powder-coated)		GWH12K	3/4" Weld hinges (female)	
GPH10BGALV	Plate Hinge for Gate (Galv.)		GWH12KGALV	Weld hinges (female) (Galv.)	
GPH10K	Plate hinge for gate (Powder-coated)		GWH13K	1" Weld hinges (female)	
GPH10KGALV	Plate Hinge for Gate (Galv.)		WOGH34	(Set) weld on female gate hinge	



Gate Latches (Gate Grabber Series)

Item	Description		Item	Description	
GLC	Gate Latch Center (Gate Grabber) (Powder-coated)		GLDJGALV	Gate Latch Junior, 2 way (Gate Grabber, Jr.) (Galv.) (To use with 1" Gate Stub)	
GLCGALV	Gate Latch Center (Gate Grabber) (Galv.)		GLL	Gate Latch Left (Gate Grabber) (Powder-coated)	
GLD	Gate Latch 2 way (Gate Grabber) (Powder-coated)		GLLGALV	Gate Latch Left (Gate Grabber) (Galv.)	
GLDGALV	Gate latch 2 Way (Gate Grabber) (Galv.)		GLR	Gate Latch Right (Gate Grabber) (Powder-coated)	
GLDJ	Gate Latch Junior, 2 way (Gate Grabber, Jr.) (Powder-coated)		GLRGALV	Gate Latch Right (Gate Grabber) (Galv.)	

Gate Latches

Item	Description		Item	Description	
DPGL34K	Drop Pin Gate Latch Kit (Powder-coated)		GL100	Automatic Gate Latch, Single (Fits Left, Right, Center)	
DPGL34KGALV	Drop Pin Gate Latch Kit (Galv.)		GL200	Automatic Gate Latch, Double	
GCL	Cap Latch (Powder-coated)		GLS	Spring Bolt Latch (Large) (Powder-coated)	
GCLGALV	Cap Latch (Galv.)		GLSGALV	Spring Bolt Latch (Large) (Galv.)	
			GLSS	Spring Bolt Latch 9/16"	

Gate Latches - Continued

Item	Description	
GLSSGALV	Spring Bolt Latch 9/16" (Galv.)	
GLSL	Sliding Bolt latch Set (Powder-coated)	






Item	Description	
GLSLGALV	Sliding Bolt latch Set (Galv.)	

Gate Latches Accessories

Item	Description	
GLC20	2" Gate latch clamp (Powder-coated)	
GLC20GALV	2" Gate latch clamp (Galv.)	
GLC25	2½" Gate latch clamp (Powder-coated)	
GLC25GALV	2½" Gate latch clamp (Galv.)	
GLC30	3" Gate latch clamp (Powder-coated)	
GLC30GALV	3" Gate latch clamp (Galv.)	
GLC35	3½" Gate latch clamp (Powder-coated)	
GLC35GALV	3½" Gate latch clamp (Galv.)	
GLC40	4" Gate latch clamp (Powder-coated)	

Item	Description	
GLC40GALV	4" Gate latch clamp (Galv.)	
GLC50	5" Gate Latch Clamp (Powder-coated)	
GLC50GALV	5" Gate Latch Clamp (Galv.)	
GLC60	6" Gate latch clamp (Powder-coated)	
GLC60GALV	6" Gate latch clamp (Galv.)	
GLCHOS	Gate Latch Channel	
GLCHOS GALV	Gate Latch Channel (Galv.)	
GLSP	Bolt Latch Plate (Powder-coated)	
GLSPGALV	Bolt Latch Plate (Galv.)	

Gate Latch Replacement Parts

Item	Description	
DPS412	Spring (For drop pin latch)	
GL103	Gate Latch Tripper	
GL104	Stainless Steel Spring .078 RH (for gate latch)	
GLS200-01	Spring for gate latch	
GLS400	Spring for small Bolt Latch	

Item	Description	
GLS675	Spring for bolt latch	
GLSSB	Spring Latch Bolt 1/16"	
GLSSH	Spring Bolt Latch Handle 1/16"	
GLTR	Gate latch tripper	
RP38*218	Roll Pin for New Style Latch	

Post Plates

Item	Description	
CP386	Post plate 6"x6" (Powder-coated)	
CP386GALV	Post plate 6"x6" (Galv.)	
CP66	Post plate set 6"x6"	
CP66GALV	Post plate set 6"x6" (Galv.)	

Hole Drilling Charge (For Post)

Item	Description
GPD20	2" post (drilling post 1 way)
GPD25	2½" post (drilling post 1 way)
GPD30	3" post (drilling post 1 way)
GPD35	3½" post (drilling post 1 way)
GPD40	4" post (drilling post 1 way)
GPD50	5" post (drilling post 1 way)
GPD60	6" post (drilling post 1 way)

Rust Sleeves (For Gate Posts)

Item	Description
GPR20	2" post (rust sleeve)
GPR25	2½" post (rust sleeve)
GPR30	3" post (rust sleeve)
GPR35	3½" post (rust sleeve)

Gate Posts



Item	Description
GP2060	2" pipe x 6' (gate post) (Powder-coated)
GP2060GALV	2" pipe x 6' (gate post) (Galv.)
GP2065	2" pipe x 6½' (gate post) (Powder-coated)
GP2065GALV	2" pipe x 6½' (gate post) (Galv.)
GP2070	2" pipe x 7' (gate post) (Powder-coated)
GP2070GALV	2" pipe x 7' (gate post) (Galv.)
GP2080	2" pipe x 8' (gate post) (Powder-coated)
GP2080GALV	2" pipe x 8' (gate post) (Galv.)
GP2560	2½" pipe x 6' (gate post) (Powder-coated)
GP2560GALV	2½" pipe x 6' (gate post) (Galv.)
GP2565	2½" pipe x 6½' (gate post) (Powder-coated)
GP2565GALV	2½" pipe x 6½' (gate post) (Galv.)
GP2570	2½" pipe x 7' (gate post) (Powder-coated)
GP2570GALV	2½" pipe x 7' (gate post) (Galv.)
GP2580	2½" pipe x 8' (gate post) (Powder-coated)
GP2580GALV	2½" pipe x 8' (gate post) (Galv.)
GP2590	2½" pipe x 9' (gate post) (Powder-coated)
GP2590GALV	2½" pipe x 9' (gate post) (Galv.)
GP3060	3" pipe x 6' (gate post) (Powder-coated)
GP3060GALV	3" pipe x 6' (gate post) (Galv.)
GP3065	3" pipe x 6½' (gate post) (Powder-coated)
GP3065GALV	3" pipe x 6½' (gate post) (Galv.)
GP3070	3" pipe x 7' (gate post) (Powder-coated)
GP3070GALV	3" pipe x 7' (gate post) (Galv.)
GP3080	3" pipe x 8' (gate post) (Powder-coated)
GP3080GALV	3" pipe x 8' (gate post) (Galv.)
GP3090	3" pipe x 9' (gate post) (Powder-coated)

Item	Description
GP3090GALV	3" pipe x 9' (gate post) (Galv.)
GP3560	3½" pipe x 6' (gate post) (Powder-coated)
GP3560GALV	3½" pipe x 6' (gate post) (Galv.)
GP3565	3½" pipe x 6½' (gate post) (Powder-coated)
GP3565GALV	3½" pipe x 6½' (gate post) (Galv.)
GP3570	3½" pipe x 7' (gate post) (Powder-coated)
GP3570GALV	3½" pipe x 7' (gate post) (Galv.)
GP3575	3½" pipe x 7½' (gate post) (Powder-coated)
GP3575GALV	3½" pipe x 7½' (gate post) (Galv.)
GP3580	3½" pipe x 8' (gate post) (Powder-coated)
GP3580GALV	3½" pipe x 8' (gate post) (Galv.)
GP3590	3½" pipe x 9' (gate post) (Powder-coated)
GP3590GALV	3½" pipe x 9' (gate post) (Galv.)
GP4060	4" pipe x 6' (gate post) (Powder-coated)
GP4060GALV	4" pipe x 6' (gate post) (Galv.)
GP4065	4" pipe x 6½' (gate post) (Powder-coated)
GP4065GALV	4" pipe x 6½' (gate post) (Galv.)
GP4070	4" pipe x 7' (gate post) (Powder-coated)
GP4070GALV	4" pipe x 7' (gate post) (Galv.)
GP4080	4" pipe x 8' (gate post) (Powder-coated)
GP4080GALV	4" pipe x 8' (gate post) (Galv.)
GP4090	4" pipe x 9' (gate post) (Powder-coated)
GP4090GALV	4" pipe x 9' (gate post) (Galv.)
GP5060	5" pipe x 6' (gate post) (Powder-coated)
GP5060GALV	5" pipe x 6' (gate post) (Galv.)
GP5065	5" pipe x 6½' (gate post) (Powder-coated)
GP5065GALV	5" pipe x 6½' (gate post) (Galv.)
GP5070	5" pipe x 7' (gate post) (Powder-coated)
GP5070GALV	5" pipe x 7' (gate post) (Galv.)
GP5080	5" pipe x 8' (gate post) (Powder-coated)
GP5080GALV	5" pipe x 8' (gate post) (Galv.)
GP6060	6" pipe x 6' (gate post) (Powder-coated)
GP6060GALV	6" pipe x 6' (gate post) (Galv.)
GP6065	6" pipe x 6½' (gate post) (Powder-coated)
GP6065GALV	6" pipe x 6½' (gate post) (Galv.)
GP6070	6" pipe x 7' (gate post) (Powder-coated)
GP6070GALV	6" pipe x 7' (gate post) (Galv.)
GP6080	6" pipe x 8' (gate post) (Powder-coated)
GP6080GALV	6" pipe x 8' (gate post) (Galv.)

Gate Posts (With Hinges Welded to Posts)



Item	Description
GP2060H	2" pipe x 6' gate post with hinge (Powder-coated)
GP2060HGALV	2" pipe x 6' gate post with hinge (Galv.)
GP2065H	2" pipe x 6½' gate post with hinge (Powder-coated)
GP2065HGALV	2" pipe x 6½' gate post with hinge (Galv.)
GP2070H	2" pipe x 7' gate post with hinge (Powder-coated)
GP2070HGALV	2" pipe x 7' gate post with hinge (Galv.)
GP2080H	2" pipe x 8' gate post with hinge
GP2080HGALV	2" pipe x 8' gate post with hinge (Galv.)
GP2560H	2½" pipe x 6' gate post with hinge (Powder-coated)
GP2560HGALV	2½" pipe x 6' gate post with hinge (Galv.)
GP2565H	2½" pipe x 6½' gate post with hinge (Powder-coated)
GP2565HGALV	2½" pipe x 6½' gate post with hinge (Galv.)
GP2570H	2½" pipe x 7' gate post with hinge (Powder-coated)
GP2570HGALV	2½" pipe x 7' gate post with hinge (Galv.)
GP2580H	2½" pipe x 8' gate post with hinge (Powder-coated)
GP2580HGALV	2½" pipe x 8' gate post with hinge (Galv.)
GP2590H	2½" pipe x 9' gate post with hinge (Powder-coated)
GP2590HGALV	2½" pipe x 9' gate post with hinge (Galv.)
GP3060H	3" pipe x 6' gate post with hinge (Powder-coated)
GP3060HGALV	3" pipe x 6' gate post with hinge (Galv.)
GP3065H	3" pipe x 6½' gate post with hinge (Powder-coated)
GP3065HGALV	3" pipe x 6½' gate post with hinge (Galv.)
GP3070H	3" pipe x 7' gate post with hinge (Powder-coated)
GP3070HGALV	3" pipe x 7' gate post with hinge (Galv.)
GP3080H	3" pipe x 8' gate post with hinge (Powder-coated)

Item	Description
GP3080HGALV	3" pipe x 8' gate post with hinge (Galv.)
GP3090H	3" pipe x 9' gate post with hinge (Powder-coated)
GP3090HGALV	3" pipe x 9' gate post with hinge (Galv.)
GP3560H	3½" pipe x 6' gate post with hinge (Powder-coated)
GP3560HGALV	3½" pipe x 6' gate post with hinge (Galv.)
GP3565H	3½" pipe x 6½' gate post with hinge (Powder-coated)
GP3565HGALV	3½" pipe x 6½' gate post with hinge (Galv.)
GP3570H	3½" pipe x 7' gate post with hinge (Powder-coated)
GP3570HGALV	3½" pipe x 7' gate post with hinge (Galv.)
GP3575H	3½" pipe x 7½' gate post with hinge (Powder-coated)
GP3575HGALV	3½" pipe x 7½' gate post with hinge (Galv.)
GP3580H	3½" pipe x 8' gate post with hinge (Powder-coated)
GP3580HGALV	3½" pipe x 8' gate post with hinge (Galv.)
GP3590H	3½" pipe x 9' gate post with hinge (Powder-coated)
GP3590HGALV	3½" pipe x 9' gate post with hinge (Galv.)
GP4060H	4" pipe x 6' gate post with hinge (Powder-coated)
GP4060HGALV	4" pipe x 6' gate post with hinge (Galv.)
GP4065H	4" pipe x 6½' gate post with hinge (Powder-coated)
GP4065HGALV	4" pipe x 6½' gate post with hinge (Galv.)
GP4070H	4" pipe x 7' gate post with hinge (Powder-coated)
GP4070HGALV	4" pipe x 7' gate post with hinge (Galv.)
GP4080H	4" pipe x 8' gate post with hinge (Powder-coated)
GP4080HGALV	4" pipe x 8' gate post with hinge (Galv.)
GP4090H	4" pipe x 9' gate post with hinge (Powder-coated)
GP4090HGALV	4" pipe x 9' gate post with hinge (Galv.)
GP5060H	5" pipe x 6' gate post with hinge (Powder-coated)
GP5060HGALV	5" pipe x 6' gate post with hinge (Galv.)
GP5065H	5" pipe x 6½' gate post with hinge (Powder-coated)
GP5065HGALV	5" pipe x 6½' gate post with hinge (Galv.)
GP5070H	5" pipe x 7' gate post with hinge (Powder-coated)
GP5070HGALV	5" pipe x 7' gate post with hinge (Galv.)
GP5080H	5" pipe x 8' gate post with hinge (Powder-coated)
GP5080HGALV	5" pipe x 8' gate post with hinge (Galv.)
GP6060H	6" pipe x 6' gate post with hinge (Powder-coated)

Gate Posts (With Hinges Welded to Posts)

Item	Description
GP6060HGALV	6" pipe x 6' gate post with hinge (Galv.)
GP6065H	6" pipe x 6½' gate post with hinge (Powder-coated)
GP6065HGALV	6" pipe x 6½' gate post with hinge (Galv.)
GP6070H	6" pipe x 7' gate post with hinge (Powder-coated)

Item	Description
GP6070HGALV	6" pipe x 7' gate post with hinge (Galv.)
GP6080H	6" pipe x 8' gate post with hinge (Powder-coated)
GP6080HGALV	6" pipe x 8' gate post with hinge (Galv.)

Post Caps

Item	Description
GPC20	2" Cap welded on post (Powder-coated)
GPC20GALV	2" Cap welded on post (Galv.)
GPC25	2½" Cap welded on post (Powder-coated)
GPC25GALV	2½" Cap welded on post (Galv.)
GPC30	3" Cap welded on post (Powder-coated)
GPC30GALV	3" Cap welded on post (Galv.)
GPC35	3½" Cap welded on post (Powder-coated)

Item	Description
GPC35GALV	3½" Cap welded on post (Galv.)
GPC40	4" Cap welded on post (Powder-coated)
GPC40GALV	4" Cap welded on post (Galv.)
GPC50	5" Cap welded on post (Powder-coated)
GPC50GALV	5" Cap welded on post (Galv.)
GPC60	6" Cap welded on post (Powder-coated)
GPC60GALV	6" Cap welded on post (Galv.)

Item	Description	
PP212	Plastic pipe plug (For 2½" sch.40 pipe)	
PP312	Plastic pipe plug (For 3½" sch.40 pipe)	
PPC2	Plastic Pipe Cap For 2" pipe	
PPC212	Plastic Pipe Cap for 2½" pipe	
PPC3	Plastic Pipe Cap for 3" pipe	

Item	Description	
PPC312	Plastic Pipe Cap for 3½" pipe	
PPC4	Plastic Pipe Cap for 4" pipe	
PPC5	Plastic Pipe Cap for 5" pipe	
PPC6	Plastic Pipe Cap for 6" pipe	

Manure Push Off Guards



Recommended by pit installers, the CK push off guard protects against needless accidents. Whether it's curious cattle, careless adults, or unsupervised children, your mind can be at rest.

- Available in 8', 10' and 12' lengths, the gate is controlled with a single spring-loaded lever, centrally located 54" off the ground.
- Positive locking with 1" bolts on both sides protects humans, animals and equipment from life-threatening mishaps.
- Steel rods cast into the concrete allow manure to fall easily into the pit, but keep everything else safely where it belongs.
- With 30" of sheet metal at the bottom and another 24" of expanded metal on top, the guard is more difficult for children to climb than the fence around it.

***Both models are available
in three sizes.***

Sizes	Posts Set Center to Center	Posts Set Overall Width
8'	94"	98"
10'	118"	122"
12'	142"	146"

Gravity Flow Gutters

- No more manure jam ups
- Better manure flow
- New gutters without missing a milking





***Our precast style
gravity flow gutters
are wider at the bottom than at the
top which creates a natural force that
produces better manure flow.***

Shuttle Stroke



Gutter Grates

Item	Description	
GG2420PC	Gutter Grate - 24" wide for precast gutter (per ft.)	
GG581P	Gutter Grate w/ $\frac{5}{8}$ " x 1" Bars - 24" wide w/ pins (Per Ft.) (No Coating)	

Item	Description	
GG581PC	Gutter Grate w/ $\frac{5}{8}$ " x 1" Bars - 24" wide for precast gutter (Per Ft.) (No Coating)	

Gutter Grates (With Clips)



Item	Description
GGC16	16" x 60" Gutter Grates (6 bar with clips)
GGC16-10	16" x 120" Gutter Grates (6 bar with clips)
GGC16-10NC	16" x 120" Gutter Grates (6 bar with clips) No Coating
GGC16NC	16" x 60" Gutter Grates (6 bar with clips) No Coating

Item	Description
GGC18	18" x 60" Gutter Grates (7 bar with clips)
GGC18-10	18" x 120" Gutter Grates (7 bar with clips)
GGC18-10NC	18" x 120" Gutter Grates (7 bar with clips) No Coating
GGC18NC	18" x 60" Gutter Grates (7 bar with clips) No Coating
GGC20	20" x 60" Gutter Grates (8 bar with clips)
GGC20-10	20" x 120" Gutter Grates (8 bar with clips)
GGC20-10NC	20" x 120" Gutter Grates (8 bar with clips) No Coating
GGC20NC	20" x 60" Gutter Grates (8 bar with clips) No Coating
GGC24	24" x 60" Gutter Grates (9 bar with clips)
GGC24-10	24" x 120" Gutter Grates (9 bar with clips)
GGC24-10NC	24" x 120" Gutter Grates (9 bar with clips) No Coating
GGC24NC	24" x 60" Gutter Grates (9 bar with clips) No Coating

Gutter Grates (With 2 Angles)



Item	Description
GGF16	16" x 60" Gutter Grates (6 bar with angle)
GGF16-10	16" x 120" Gutter Grates (6 bar with angle)
GGF16-10NC	16" x 120" Gutter Grates (6 bar with angle) No Coating
GGF16NC	16" x 60" Gutter Grates (6 bar with angle) No Coating
GGF18	18" x 60" Gutter Grates (7 bar with angle)

Item	Description
GGF18-10	18" x 120" Gutter Grates (7 bar with angle)
GGF18-10NC	18" x 120" Gutter Grates (7 bar with angle) No Coating
GGF18NC	18" x 60" Gutter Grates (7 bar with angle) No Coating
GGF20	20" x 60" Gutter Grates (8 bar with angle)
GGF20-10	20"x60" Gutter Grates (8 bar with angle)
GGF20-10NC	20"x60" Gutter Grates (8 bar with angle) No Coating
GGF20NC	20"x60" Gutter Grates (8 bar with angle) No Coating
GGF24	24" x 60" Gutter Grates (9 bar with angle)
GGF24-10	24" x 120" Gutter Grates (9 bar with angle)
GGF24-10NC	24" x 120" Gutter Grates (9 bar with angle) No Coating
GGF24NC	24" x 60" Gutter Grates (9 bar with angle) No Coating

Gutter Grates (No Clips)



Item	Description
GGP16	16" x 60" Gutter Grates (6 bar no clips)
GGP16-10	16" x 120" Gutter Grates (6 bar no clips)
GGP16-10NC	16" x 120" Gutter Grates (6 bar no clips) No Coating
GGP16NC	16" x 60" Gutter Grates (6 bar no clips) No Coating

Item	Description
GGP18	18" x 60" Gutter Grates (7 bar no clips)
GGP18-10	18" x 120" Gutter Grates (7 bar no clips)
GGP18-10NC	18" x 120" Gutter Grates (7 bar no clips) No Coating
GGP18NC	18" x 60" Gutter Grates (7 bar no clips) No Coating
GGP20	20" x 60" Gutter Grates (8 bar no clips)
GGP20-10	20" x 120" Gutter Grates (8 bar no clips)
GGP20-10NC	20" x 120" Gutter Grates (8 bar no clips) No Coating
GGP20NC	20" x 60" Gutter Grates (8 bar no clips) No Coating
GGP24	24" x 60" Gutter Grates (9 bar no clips)
GGP24-10	24" x 120" Gutter Grates (9 bar no clips)
GGP24-10NC	24" x 120" Gutter Grates (9 bar no clips) No Coating
GGP24NC	24" x 60" Gutter Grates (9 bar no clips) No Coating

Gutter Grates (With 1 Angle)



Item	Description
GGPF16	16" x 60" Gutter Grates (6 bar with 1/2 angle)
GGPF16-10	16" x 120" Gutter Grates (6 bar with 1/2 angle)
GGPF16-10NC	16" x 120" Gutter Grates (6 bar with 1/2 angle) No Coating
GGPF16NC	16" x 60" Gutter Grates (6 bar with 1/2 angle) No Coating

Item	Description
GGPF18	18" x 60" Gutter Grates (7 bar with 1/2 angle)
GGPF18-10	18" x 120" Gutter Grates (7 bar with 1/2 angle)
GGPF18-10NC	18" x 120" Gutter Grates (7 bar with 1/2 angle) No Coating
GGPF18NC	18" x 60" Gutter Grates (7 bar with 1/2 angle) No Coating
GGPF20	20" x 60" Gutter Grates (8 bar with 1/2 angle)
GGPF20-10	20" x 120" Gutter Grates (8 bar with 1/2 angle)
GGPF20-10NC	20" x 120" Gutter Grates (8 bar with 1/2 angle) No Coating
GGPF20NC	20" x 60" Gutter Grates (8 bar with 1/2 angle) No Coating
GGPF24	24" x 60" Gutter Grates (9 bar with 1/2 angle)
GGPF24-10	24"x120" Gutter Grates (9 bar with 1/2 angle)
GGPF24-10NC	24" x 120" Gutter Grates (9 bar with 1/2 angle) No Coating
GGPF24NC	24" x 60" Gutter Grates (9 bar with 1/2 angle) No Coating

Shuttle Stroke Barn Cleaner Parts

Item	Description
WLB1014	RH Drive Unit (Gear box)
WLB1015	LH Drive Unit (Gear box)

Motor & Motor Pulley NOT INCLUDED
Belt Included
Right Hand Drive Unit Shown



Item	Description
CC1757	Basic Liquimatic Elevator


Motor NOT INCLUDED



Shuttle Stroke Barn Cleaner Parts - Continued

Item	Description		Item	Description	
1945	Casting		AC658	Front End Slide RH ZM1	
A44	V belt		AC659	Front End Slide LH ZM1	
AC1515	Idler Sheave (Cable)		AC661	Bolt Bracket Assembly	
AC1516	Idler Sheave (Chain) BC1-WHM1		AC662	Lower Chain Guide ZM1	
AC191	Connector		AC664	Bottom Pan	
AC192	Bearing Housing		AC665	Flight Guard Assembly	
AC196	Bearing Housing (Idler End) RCF1-WHM1-KK1-BM1		AC666	Top Pan	
AC356	Bearing SCI1		AC667	Bottom Pan	
AC652	Top Pan ZM1		AC669	Top Pan	
AC653	Flight Guide Assembly		AC670	Bottom Pan	
AC654	Side Adjusting Plate RH ZM1 - LBE1		AC671	Bottom Pan	
AC655	Side Adjusting Plate LH ZM1 - LBE1		AC672	Top Pan	
AC656	Pulley & Sprocket Assembly		AC675	Chain Idler Assembly	

Shuttle Stroke Barn Cleaner Parts - Continued

Item	Description	
AC676	Stand	
CC1754	Transition section	

CC1755 Basic chain & flight assembly



CC1759 4' Chain & Flight



CC1760 4' Incline section



Item	Description	
CC1764	4' Horizontal section	



FC1170 17'6" RH Gutter Bar - 4 Pins



FC1171 17'6" LH Gutter Bar - 4 Pins




FC1181 8'7¹⁵/₁₆" Drive Bar



FC1301 Guide Plate




FC1380 16", Low RH Scraper



FC1381 16", Low, LH Scraper




FC1382 18", Low, RH Scraper



FC1383 18", Low, LH Scraper



FC1394 18", Intermediate, RH Scraper



Shuttle Stroke Barn Cleaner Parts - Continued

Item	Description	
FC1395	18" Intermediate LH Scraper	
FC1400	16", Intermediate, RH Scraper	
FC1401	16", Intermediate, LH Scraper	
FC1484	4' Trough	
FC1485	6" Gutter Extension	
FC1500	Retainer	
FC1680	Drive Bar 3'	
FC1681	Drive Bar 8' 7 ¹⁵ / ₁₆ "	
FC1682	Offset Drive Bar 8' 7 ¹⁵ / ₁₆ "	
FC1779	5/8 x 10" Anchor bolt	
FC1920	17' 6" Gutter Bar - 8 Pin RH	
FC1921	17' 6" Gutter Bar - 8 Pin LH	
FC1930	Lapp Splice	
FC1955	Male - Chain to Bar Splice	

Item	Description	
FC1956	Female - Chain to Bar Splice	
FC1962	RH Saddle	
FC1963	LH Saddle	
FC2040	High Riser	
FC2041	End Scraper Guide 16"	
FC2042	End Scraper Guide 18"	
FC2043	Retainer	
FC2171	Drive Link	
FC2172	Drive Link Saddle RH	
FC2173	Drive Link Saddle LH	
FC2178	Female Link - Weld On	
FC2179	Male Drive Link - Weld On	
FC2856	Repair Link	
LB1058	Input Seal	
LB1059	Output Seal	

Shuttle Stroke Barn Cleaner Parts - Continued

Item	Description	
LB1060	Bearing Cup - Input	
LB1061	Bearing Cone - Input	
LB1062	Bearing Cup - Output	
LB1063	Bearing Cup - Output	
LB1096	12.4 x 2B SK Woods Sheave	
LB1097	3.4 x 2B SH Woods Sheave	
LB1098	1 1/8" SH QD Woods Bushing	
LB1099	7/8" SK QD Woods Bushing	
LB1108	Roller	
LB1110	Key 3/16" x 3/16" x 1 1/2"	
LB1111	Belt Shield Bracket	
LB1112	Belt Shield	
LB1113	Chain Shield	

Item	Description	
LB1115	7/8" SH QD Woods Bushing	
LB1116	Motor Mount Rod	
LB1117	Main Frame LH / Gear box unit	
LB1118	Main Frame RH / Gear box unit	
LB1119	Motor Mount Assembly LH	
LB1120	Motor Mount Assembly RH	
LB1121	Motor Mount Plate LH	
LB1122	Motor Mount Plate LH	
LB1123	Gear Box	
LB1124	Machine Hub	

Shuttle Stroke Barn Cleaner Parts - Continued

Item	Description	
LB1125	Weld Sprocket	
LB1128	Sprocket 10T 1½" Bore	
LB1265	#2040 Roller chain half link	
LB1277	Adjusting Bolt ½ x 6	
LB1285	⅜" key	
LB1286	Wing Nut ¼" (Shield Bracket)	
LB1288	5/8 x 5 Stainless steel anchor	
LB1295	Taper-Lag ⅜" x 2¾"	
LB1331	¼" lock nut	
LB1384	Lapps wear plate	
LB1502	⅞ x 1" hex bolt	
LB1504	⅞ x 1¼" carriage bolt	
LB1510	¼ x ¾ hex bolt (gr 5)	
LB1511	⅜ x 1¾ hex bolt	
LB1571	Saddle	
LB1961	⅞ Flange nut	

Item	Description	
LB2037	Bearing End (MC1679) - Welded	
MC1016	Link	
MC1028	Drive Shaft	
MC1029	Key ⅝" x ⅝" x 1⅝"	
MC1179	Buffer Plate	
MC1260	1¼" Shaft Collar	
MC1390	Washer	
MC1398	Idler Base	
MC1554	Key ¼" x ¼" x 1⅝"	
MC1646	Post	
MC1679	Bearing	
MC1984	Idler Base	
MC2363	Bolt	
MC2452	Idler Shaft	

Shuttle Stroke Barn Cleaner Parts - Continued

Item	Description	
MC2454	Splice Plate	
MC2455	Side	
MC2456	Angle, Idler End	
MC2457	Plate, Idler End	
MC2458	Plate, Idler End	
MC2459	Transition Side	
MC2460	Side, Horizontal	
MC2461	Side Panel	
MC2462	Splice Plate	
MC2463	Side Panel	
MC2464	Flight Guide RH	
MC2465	Flight Guide LH	
MC2466	Splice Plate	

Item	Description	
MC2470	Bottom Pan	
MC2471	Drive Shaft	
MC2472	Pipe Ferrule	
MC2474	Side Panel	
MC2478	Motor & Belt Cover	
MC2479	Sheave & Sprocket Cover	
MC2480	Cover Bracket	
MC2481	Cover Bracket	
MC2482	Flight	
MC2483	Trough Support	
MC2487	Retainer	
MC2490	Stabilizer Bar	
MC2491	Cover Bracket	
MC2492	Cover Bracket	

Shuttle Stroke Barn Cleaner Parts - Continued

Item	Description	
MC2498	Top Flight Guide RH	
MC2499	Top Flight Guide LH	
MC2503	Motor Plate	
MC2530	End Trough	
MC2531	Bracket	
MC2560	Top Cover	
MC2561	End Panel	
MC3123	Special Screw	
MC857	Idler Shaft	
MC858	Key 3/4" x 3/4" x 2"	
MC924	Shaft	
MC935	Key 7/16" x 5/8" x 1 5/8"	
MSG135	Offset Alignment Iron	
MSG136	Alignment Iron	
MSG696	Tie rod	
P1008	5/8" x 4.5" Hex Head Adjusting Bolt	
P1137	Oilite Bearing 1 1/4" x 1 5/8" x 1 3/4"	
P1138	Oilite Bearing 2 3/8" x 2 5/8" x 1 5/8"	

Item	Description	
P1139	Oilite Bearing 1 1/4" x 1 5/8" x 1"	
P1337	5/16" x 1/2" self tapping screw	
P1369	3/8" x 1/2" Set Screw	
P1400	1/2" S.S. Lock Nut	
P2558	1/8" x 1" Stainless Steel Cotter Pin	
P2649	3/4 SAE Flat washer	
P2743	Bronze Bushing	
P2813	Oilite Bearing 3/4" x 1" x 1 1/4"	
P2820	Bearing	
P2821	1/4" x 2 1/2" Sel-lok Pin	
P2835	3/8" x 3/4" O H M S	
P2839	1/8" x 7/8" Sel-lok Pin	
P3002	1/2" Thimble	
P3003	1/2" Cable clamp	
P3011	3/8 x 8" eye bolt	
P3014	Rivet	
P3015	Rivet 5/16" x 2 1/4" FH CNTSK Z	
P835	Cotter Pin	












Shuttle Stroke Barn Cleaner Parts - Continued

Item	Description	
P838	Rivet 5/16" x 1-3/4" Truss head Z	
P871	5/8" x 8" Eye bolt	
PC1000	Spring	
PC1001	Bolt-Eye	
PC106	Drive Sprocket	
PC110	Adjuster Bolt	
PC1106	Pinion & Bearing Housing	
PC113	Chain Only - Basic Liquimatic (38' long)	
PC154	Chain Only - For 4' Section	
PC163	Link	
PC164	Attachment Link	


Item	Description	
PC241	Sprocket - 10 Tooth	
PC259	Coupling Pin	
PC28	5/8" Stainless Steel Washer	
PC286	Spring	
PC293	Spur Gear	
PC294	Pinion	
PC305	Woodruff Key	
PC322	Spur Gear	
PC335	Gutter Bar - Plain 17' 6"	
PC335PF	Gutter Bar - Plain (per foot)	
PC336PF	Splicer Bar- Plain (per foot)	

Shuttle Stroke Barn Cleaner Parts - Continued

Item	Description	
PC342	Chain 6' 9"	
PC343	Pin Only	
PC392	Drive Pin Section	
PC404	Galvanized Cable 1/2" (per foot)	
PC437	Sprocket	
PC439	Flange Bearing	
PC440	A2040 Roller Chain - 68 Pitch	
PC468	3" Center Block Link	
PC469	Side Bar	

Item	Description	
PC470	18' RH Basic Chain	
PC471	18' LH Basic Chain	
PC472	9" RH Repair Link	
PC473	9" LH Repair Link	
PC474	Pin	
PC476	2' RH Extension Chain	
PC477	2' LH Extension Chain	
PC478	4' RH Extension Chain	
PC479	4' LH Extension Chain	
PC480	6' RH Extension Chain	
PC481	6' LH Extension Chain	

Item	Description
PC1061	Chain, 117 Pitches (with pin section)



Manure Push-off Guards



Item	Description
MPGG8-15	Manure push off guard 8 ft. gate with 15" opening (Powder-coated)
MPGG8-15GALV	Manure push off guard 8' gate with 15" opening (Galv.)
MPGG8-29	Manure push off guard 8 ft. gate with 29" opening (Powder-coated)
MPGG8-29GALV	Manure push off guard 8' gate with 29" opening (Galv.)
MPGG10-15	Manure push off guard 10 ft. gate with 15" opening (Powder-coated)
MPGG10-15GALV	Manure push off guard 10 ft. gate with 15" opening (Galv.)
MPGG10-29	Manure push off guard 10 ft. gate with 29" opening (Powder-coated)
MPGG10-29GALV	Manure push off guard 10' gate with 29" opening (Galv.)
MPGG12-15	Manure push off guard 12 ft. gate with 15" opening (Powder-coated)
MPGG12-15GALV	Manure push off guard 12' gate with 15" opening (Galv.)
MPGG12-29	Manure push off guard 12 ft. gate with 29" opening (Powder-coated)
MPGG12-29GALV	Manure push off guard 12' gate 29" opening (Galv.)







Manure Push-off Gates







Item	Description
MPGGGATE8	Manure Push-Off Guard Gate Only 8' (Powder-coated)
MPGGGATE8GALV	Manure Push-Off Guard Gate Only 8' (Galv.)
MPGGGATE10	Manure Push-Off Guard Gate Only 10' (Powder-coated)

Item	Description
MGGGATE10GALV	Manure Push-Off Guard Gate Only 10' (Galv.)
MPGGGATE12	Manure Push-Off Guard Gate Only 12' (Powder-coated)
MGGGATE12GALV	Manure Push-Off Guard Gate Only 12' (Galv.)

Manure Push-off Gate Parts








Item	Description	
MPGCLAMP-15	Manure push-off guard clamp for 1¼ rod (Powder-coated)	
MPGCLAMP-15 GALV	Manure push-off guard clamp for 1¼ rod (Galv.)	
MPGCLAMP-29	Manure Push-off Guard Clamp (Powder-coated)	
MPGCLAMP-29 GALV	Manure Push off Guard Clamp for 1½" Rod (Galv.)	
MPGGPANNEL8	Manure Push-Off Guard Panel 8' (Powder-coated)	
MPGGPANNEL8 GALV	Manure Push-Off Guard Panel 8' (Galv.)	
MPGGPANNEL10	Manure Push-Off Guard Panel 10' (Powder-coated)	
		
MPGGPANNEL-10GALV	Manure Push-Off Guard Panel 10' (Galv.)	
		
MPGGPANNEL12	Manure Push-Off Guard Panel 12' (Powder-coated)	
MPGGPANNEL12 GALV	Manure Push-Off Guard Panel 12' (Galv.)	
MPGGSIDE-15	Manure push-off guard side panel for 15" opening (Powder-coated)	
MPGGSIDE-15 GALV	Manure push-off guard side panel for 15" opening (Galv.)	
MPGGSIDE-29	Manure push-off guard side panel for 29" opening (Powder-coated)	

Item	Description	
MPGGSIDE-29 GALV	Manure push-off guard side panel for 29" opening (Galv.)	
MPGROD-15	Manure push-off guard rod for 15" opening (Powder-coated)	
MPGROD-15 GALV	Manure push-off guard rod for 15" opening (Galv.)	
MPGROD-29	Manure push-off guard rod for 29" opening (Powder-coated)	
MPGROD-29 GALV	Manure push- off guard rod for 29" opening (Galv.)	



Hex Bolts

Item	Description	
H5C12*112	1/2" x 1 1/2" Hex bolt (Gr.5)	
H5C12*2	1/2" x 2" Hex bolt (Gr.5)	
H5C12*3	1/2" x 3" Hex bolt (Gr.5)	
H5C12*3FT	1/2" x 3" Hex bolt (Gr.5) (Full thread)	
H5C12*4	1/2" x 4" Hex bolt (Gr.5)	
H5C12*512	1/2" x 5 1/2" Hex bolt (Gr.5)	
H5C12*7	1/2" x 7" Hex bolt (Gr.5)	
H5C38*1	3/8" x 1" Hex bolt (Gr.5)	
H5C38*112	3/8" x 1 1/2" Hex bolt (Gr.5)	
H5C38*114	3/8" x 1 1/4" Hex bolt (Gr.5)	
H5C38*2	3/8" x 2" Hex bolt (Gr.5)	
H5C38*212	3/8" x 2 1/2" Hex bolt (Gr. 5)	
H5C38*214	3/8" x 2 1/4" Hex bolt (Gr.5)	
H5C38*3	3/8" x 3" Hex bolt (Gr.5)	
H5C38*312	3/8" x 3 1/2" Hex bolt (Gr.5)	
H5C38*34	3/8" x 3/4" Hex bolt (Gr.5)	
H5C38*4	3/8" x 4" Hex bolt (Gr.5)	
H5C38*5	3/8" x 5" Hex bolt (Gr.5)	
H5C516*2	5/16" x 2" Hex bolt (Gr.5)	
H5C516*212	5/16" x 2 1/2" Hex bolt (Gr.5)	
H5C516*3	5/16" x 3" Hex bolt (Gr.5)	
H5C716*212	7/16" x 2 1/2" Hex bolt (Gr.5)	
H5C716*234	7/16" x 2 3/4" Hex bolt (Gr.5)	
H5C716*5	7/16" x 5" Hex bolt (Gr.5)	
HB142	1/4" x 2" Hex bolt	
HB716412.8	7/16" x 4.5" Hex bolt (Gr.8)	

Flat Washers

Item	Description	
FW12	1/2" Flat washer	
FW14	1/4" Flat washer	
FW34	3/4" Flat washer	
FW38	3/8" Flat washer	
FW516	5/16" Flat washer	
FW716	7/16" Flat washer	
FW716SAE	7/16" SAE washer	


Lock Washers

Item	Description	
LW12	1/2" Lock washer	
LW38	3/8" Lock washer	


















Wood Lags & Screws

Item	Description	
WL12212	1/2" x 2 1/2" Wood Lag	
WL124	1/2" x 4" Wood Lag	
WL382	3/8" x 2" Wood Lag	
WL38212	3/8" x 2 1/2" Wood Lag	
WL383	3/8" x 3" Wood Lag	
WL384	3/8" x 4" Wood Lag	
WS12114	#12 x 1 1/4" hex head wood screws	
WS122	#12 x 2" hex head wood screws	

















Carriage Bolts

Item	Description	
CB14*12G5	1/4" x 1/2" Carriage bolt (Gr.5)	
CB14*1G5	1/4" x 1" Carriage bolt (Gr.5)	
CB14*2	1/4" x 2" Carriage bolt (Gr.5)	
CB14*34G5	1/4" x 3/4" Carriage bolt (Gr.5)	
CB38*112G5	3/8" x 1 1/2" Carriage bolt (Gr.5)	
CB38*1G5	3/8" x 1" Carriage bolt (Gr.5)	
CB38*312G5	3/8" x 3 1/2" Carriage bolt (Gr.5)	
CB38*314G5	3/8" x 3 1/4" Carriage bolt (Gr.5)	
CB38*34G5	3/8" x 3/4" Carriage bolt (Gr.5)	
CB38*114	3/8" x 1 1/4" Carriage bolt	
CB516*112	5/16" x 1 1/2" Carriage bolt (Gr.5)	
CB516*134G5	5/16" x 1 3/4" Carriage bolt (Gr.5)	
CB716312	7/16" x 3 1/2" Carriage bolt (Gr.5)	
CBS516*12G5	5/16" x 1/2" Short neck carriage bolt (Gr.5)	

Nuts

Item	Description		Item	Description	
CN14	Coupling nut 1/4 - 20 x 1 3/4" long		NC12	1/2" Nut	
FN14	1/4" Flange nut		NC14	1/4" Nut	
FN38	3/8" Flange nut		NC34	3/4" Nut	
FN516	5/16" Flange nut		NC38	3/8" Nut	
GN34	3/4" Hex Nut (Hot Dipped Galv.)		NC516	5/16" Nut	
JN34G	3/4" - 10 Hex Jam Nut (Hot dipped galv.)		SJNC38	3/8" Steel Jam Center Lock Nut	
JNC12	1/2" Jam nut		SNC12	1/2" Steel lock nut	
JNC34	3/4" Jam Nut		SNC38	3/8" Steel lock nut	
			SNC716	7/16" Steel lock nut	

Miscellaneous

Item	Description		Item	Description	
BL124	1/2" x 4" Block Lag		R520	Rebar 1/2" (per foot)	
BL383	3/8" x 3" Block Lag		SHB126	1/2" x 6" SDS hammer drill bit (Irwin)	
CLP316	Latch Plate (chain)		SHB146	1/4" x 6" SDS hammer drill bit	
CONMIX	Sackrete		SHB3166	3/16" SDS Hammer drill bit	
N123232	Eye Bolt 1/4 - 20 x 2"		SHB7326	7/32" x 6" SDS Hammer drill bit	
N222083	1/4" x 1 1/8" x 2 1/4" U Bolt		TP211	Square Tube Plug (For 2" sq. tube 11ga. wall)	
N222400	1/4" x 3/4" x 1 1/2" U Bolt		TP2316	Square Tube Plug (For 2" sq. tube 3/16" wall)	
			UB1423716	1/4" x 2" x 3 7/16" U Bolt Z	
			UB382234	3/8" x 2" x 2 3/4" U Bolt zinc	

Calf Barns

Protect your calves from the elements



Manufacturing, LLC

CK Calf Barns

CONSTRUCTED WITH:

- Hot dipped galvanized steel structure. No wood is used in the structure.
- Versatile design. Each bay is 12' long x 8' deep and can be used for three 4' x 8' calf pens, or a 12' x 8' large pen.
- Designed for simple cleaning.
- Easily expandable for future growth.
- 5' overhang provides additional protection.
- Durable ag curtain walls.



Rear view shown with feed room

About our curtains

CK understands the role good ventilation and air circulation play in the health of your calves. Our curtains are manufactured using durable curtain material and galvanized hardware.



Three gates within a gate

Standard three pen bay

Open entire bay for cleaning with main gate, or access a single pen using the small built-in gates. Each pen has easily removable vinyl divider panels.

Features & Options



Any bay can easily be converted for group feeding with optional 12' slant bar gate, shown with galvanized feed trough.



Optional feed room with double wide access door. Overhead door in the rear.



Head lock latch

Each pen has two openings to prevent feed and water cross contamination. One opening includes a headlock.



Unique spring design allows it to close consistently and securely every time.



Optional wall hanging hay feeder.

Calf Barns

Calf Gates and Accessories

Item	Description
CG4808KGALV	48" High, 8' Calf Gate **Kit (Galv.)



CG4812KGALV	48" High, 12' Calf Gate ** Kit** (Galv.)
-------------	--



Item	Description
CGBH14KGALV	Bottle holder **Kit** (Galv.)



CGFH35KGALV	Calf Gate with Feed Through Opening & Headlock **Kit** (Galv.)
-------------	--



CGPH1050K GALV	Calf Gate Pail Holder **Kit** (Galv.)
----------------	---------------------------------------



Pail Holders

Item	Description
DPH1050	Double pail holder 10½" (Powder-coated)



DPH1050GALV	Double pail holder 10½" (Galv.)
-------------	---------------------------------



Item	Description
SPH1050	Single pail holder 10½" (Powder-coated)



SPH1050GALV	Single Pail Holder 10½" (Galv.)
-------------	---------------------------------




Accessories

Item	Description
CB10QT-R	Pail



Item	Description
PCDP43122	Poly Calf Divider Panel



10 Quart Bucket (Red)	98	Drilling, Hole Charge (For Post)	75	Hay Feeders	35	Post Plates	75
28" Calf Slant Bar	47	Elevator, Liquimatic	82	Hay Racks	35	Posts (With Hinges Welded To Post)	77
38" Heifer Slant Bar	49	Face Mounting Clamps	60-61	Headlock Accessories	45	Posts & Accessories	75-78
38" Calf Slant Bar	48	Feed Rail Mounting Brackets	36	Headlock Gate Kits (38" High)	44	Posts, H & J Bunk	33
38" Cow Slant Bar (With Flats)	51	Feed Rails	36	Headlock Gate Kits (48" High)	44	Rails, Feed	36
38" Fence Panels	54	Feed Trough	33	Headlock, Calf	41	Riser Pipes	24
38" Gates	64	Feeder Wagon With Headlocks	36	Headlock, Cow	43	Rust Sleeves (For Gate Posts)	75
38" Slant Bar Gates	65	Feeder, Hay	35	Headlock, Heifer	42	Shuttle Stroke Barncleaner Parts	82-91
38" Telescoping Gates	66	Feeder, Hay Panel & Cradle	35	Headlocks & Accessories	40-45	Slant Bar	46-52
48" Cow Slant Bar	52	Fence Gate, 48" (Light Duty)	67	Headlocks, Bull	44	Slant Bar Gate, 38"	65
48" Fence Gates (Light Duty)	67	Fence Gate, Full Mesh 48" (Light Duty) ..	67	Headlocks, Hospital	44	Slant Bar Gate, 48"	65
48" Fence Panels	55	Fence Gate, Half Mesh 48" (Light Duty) ..	67	Hex Bolts	94	Slant Bar, Calf 28"	47
48" Full Mesh Fence Gates (Light Duty) ..	67	Fence Panels	53-56	Hinge, Gate	69-71	Slant Bar, Calf 38"	48
48" Gates	64	Flanges; Wall	24	Hole Drilling Charge (For Post)	75	Slant Bar, Cow 38"	51
48" Half Mesh Fence Gates (Light Duty) ..	67	Flat Washers	94	Hose Barbs; Brass & Stainless Steel	18	Slant Bar, Cow 48"	52
48" Heifer Slant Bar	50	Flexible Tie Stalls	11	Hospital Headlocks	44	Slant Bar, Heifer 38"	49
48" Slant Bar Gates	65	Flexible Free Stalls	25	Inline Mounting Clamps	57-59	Slant Bar, Heifer 48"	50
48" Telescoping Gates	66	Free Stall Mounting Hardware	29-30	Kit, Wheel (For Gates)	68	Sleeve, Rust (For Gate Posts)	75
54" Fence Panels	56	Free Stall, 22" High Loops	27	Lags, Screws	94	Stub, Gate (Bolt-On)	68
54" Gates	64	Free Stall, 26" High Loops	27	Lags, Wood	94	Tee Clamps	24
54" Telescoping Gates	66	Free Stall, 34" High Loops	28	Latch, Gate (Gate Grabber Series)	72	Telescoping Gate, 38"	66
Accessories Of Calf Gates	98	Free Stall, 39" High Loops	28	Latches, Gate	72-73	Telescoping Gate, 48"	66
Accessories, Gate Latch	73	Free Stall, Flexible	25	Liquimatic Elevator	82	Telescoping Gate, 54"	66
Accessories, Headlock	45	Free Stalls & Accessories	26-30	Lock Washers	94	Tie Rail; Galvanized Pipe & Pipe Fittings	18
Accessories, Tie Stall	15-18	Freestall Mats	33	Manure Push-Off Guard Gates	92	Tie Rail; Stainless Steel Pipe & Pipe Fittings	19
Adjustable Ends	68	Gate Hinges	69-71	Manure Push-Off Guard Parts	93	Tie Stall Accessories	15-18
Agri-Trac Traction Milling	6	Gate Kits, Headlock (38" High)	44	Manure Push-Off Guards	92	Tie Stall Jersey Loops (New Curb)	13
Automatic Head Chute	8	Gate Kits, Headlock (48" High)	44	Mat, Freestall	33	Tie Stall Loops (Curb Build-Up)	12
Barbs, Hose; Brass & Stainless Steel	94	Gate Latch Accessories	73	Mat, Tie Stall	33	Tie Stall Loops (New Curb)	12
Bars, Training	30	Gate Latch Replacement Parts	74	Mat, Walkway	32	Tie Stall Loops (Replacement)	14
Bolts, Carriage	95	Gate Latches	72-73	Mats & Rubber Flooring	33	Tie Stalls & Accessories	9-24
Bolts, Hex	94	Gate Latches (Gate Grabber Series)	72	Milker Cart & Accessories	37-38	Tie Stall, Flexible	11
Bolts, Washers, Screws & Nuts... 94-95		Gate Stubs (Bolt-On)	68	Milking Parlor	7	Tie Stall Mats	33
Brackets, Feed Rail Mounting	36	Gate Trough	34	Miraco Waterers	32	Training Bars	30
Brisket Board	24	Gate Trough Hangers	34	Misc	95	Trough, Feed	33
Bucket, 10 Quart (Red)	98	Gate, 38"	64	Mounting Clamps	57-61	Trough, Gate	34
Bull Headlocks	44	Gate, 48"	64	Mounting Hardware, Free Stall	29-30	Trough, Gate Hangers	34
Bunk Posts, H & J	33	Gate, 54"	64	Neck Rail	30	Walkway Mats	33
Calf Barn	96-98	Grates	80-81	Nuts	95	Wall Flanges	24
Calf Gate And Accessories	98	Grate, Gutter (No Clips)	81	Pail Holders	98	Washers, Flat	94
Calf Headlocks	41	Grate, Gutter (With 1 Angle)	81	Panels, Fence 38"	54	Washers, Lock	94
Caps, Post	78	Grate, Gutter (With 2 Angles)	80	Panels, Fence 48"	55	Water Bowl Parts	32
Carriage Bolts	95	Grate, Gutter (With Clips)	80	Panels, Fence 54"	56	Water Bowls	32
Clamps, Face Mounting	60-61	Gravity Flow Gutters	6	Panels, Poly Divider	98	Wheel Kit (For Gates)	68
Clamps, Inline Mounting	57-59	Grooming Chute	8	Parlor, Milking	7	Wood Lags & Screws	94
Clamps; 4 Way	24	Gutter Grates	80-81	Pipe Fittings; Galvanized	18-19		
Clamps; Column	23	Gutter Grates (No Clips)	81	Pipe Fittings; PVC	20-21		
Clamps; Cross	22	Gutter Grates (With 1 Angle)	81	Pipe Fittings; Stainless Steel	19-20		
Clamps; Tee	24	Gutter Grates (With 2 Angles)	80	Pipe; PVC	21		
Concrete Services	5-6	Gutter Grates (With Clips)	80	Pipe; Riser	24		
Cow Headlocks	43	H & J Bunk Posts	33	Poly Divider Panels	98		
Cow Headlocks (With Square Tubing)	43	Hay Feeder Panels & Cradle	35	Post Caps	78		

CK Manufacturing, LLC

330 Millwood Road
Lancaster, PA 17603



717.464.2166
www.ckmanufacturing.com